

# B S D & Co.

Chartered Accountants

Branch Office Delhi : 810, 8th floor, Antriksh Bhawan, 22 Kasturba Gandhi Marg, New Delhi-110001(Delhi)  
Tel. : 011-43029888, E-mail : delhi@bsdgroup.in • Website : www.bsdgroup.in

## INDEPENDENT AUDITOR'S REPORT

To the Members of Omaxe World Street Private Limited

### Report on the Standalone Financial Statements

#### Opinion

We have audited the accompanying Standalone Financial Statements of **Omaxe World Street Private Limited** ("the Company"), which comprise the Balance Sheet as at 31<sup>st</sup> March 2024, the Statement of Profit and Loss (including Other Comprehensive Income), the Cash Flow Statement and the Statement of changes in Equity for the year ended on that date and Notes to the Standalone Financial Statements, including a summary of the material accounting policies and other explanatory information (hereinafter referred to as "the Standalone financial statements").

In our opinion and to the best of our information and according to the explanations given to us, the aforesaid standalone financial statements give the information required by the Companies Act, 2013, as amended ("the Act") in the manner so required and give a true and fair view in conformity with the Indian Accounting Standards prescribed under section 133 of the Act read with the Companies (Indian Accounting Standards) Rules, 2015, as amended, and other accounting principles generally accepted in India, of the state of affairs of the Company as at 31<sup>st</sup> March 2024, its loss (including other comprehensive loss), its cash flows and the changes in equity for the year then ended.

#### Basis for Opinion

We conducted our audit of the Standalone Financial Statements in accordance with the Standards on Auditing (SAs) specified under section 143(10) of the Act. Our responsibilities under those Standards are further described in the Auditor's Responsibilities for the Audit of the Standalone Financial Statements section of our report. We are independent of the Company in accordance with the Code of Ethics issued by the Institute of Chartered Accountants of India (ICAI) together with the ethical requirements that are relevant to our audit of the Standalone Financial Statements under the provisions of the Act and the Rules made thereunder, and we have fulfilled our other ethical responsibilities in accordance with these requirements and the ICAI's Code of Ethics. We believe that the audit evidence we have obtained is sufficient and appropriate to provide a basis for our audit opinion on the standalone financial statements.

#### Emphasis of Matter

We draw attention to note 37 to Standalone Financial statements

In the financial year ended 31<sup>st</sup> March 2022, search was initiated against the Company under section 132 of the Income Tax Act, 1961. During the financial year 2023-24 assessments were made and several notices of demand under section 156 of the Income Tax Act, 1961 were received. The company has already filed appeals before CIT(Appeals) disputing the demands so raised. Based on the decision of various appellate authorities, interpretation of relevant provision of the Income Tax Act, 1961 and on the basis of opinion from independent tax expert that the demands so raised will not be sustained on completion of the appellate proceedings. Accordingly, pending the decision by the appellate authorities, no provision of any potential liability has been made in the Financial Statements.



## Key Audit Matters

Key audit matters (“KAM”) are those matters that, in our professional judgement, were of the most significance in our audit of the Standalone Financial Statements of the current period. These matters were addressed in the context of our audit of the Standalone Financial Statements as a whole, and in forming our opinion thereon, and we do not provide a separate opinion on these matters. We have determined the matters described below to be the key audit matters to be communicated in our report.

### Description of Key Audit Matters

Sr. No	Key Audit Matters	<u>How that matter was addressed in our audit report</u>
1	<p><b><u>Revenue recognition</u></b></p> <p>The Company applies Ind AS 115 “Revenue from contracts with customers” for recognition of revenue from real estate projects, which is being recognized at a point in time upon transfer of control of promised real estate property to customer at an amount that reflects the consideration which the company expects to receive in exchange for such booking.</p> <p>Considering application of Ind AS 115 involves certain key judgment’s relating to identification of contracts with customer, identification of separate performance obligation in the contract, satisfaction of performance obligations, determination of transaction price, allocation of transaction price to the performance obligations and recognition of the revenue when the company satisfies the performance obligation.</p> <p>Refer note 26 to the standalone financial statements.</p>	<p>Our audit procedure on revenue recognition from real estate projects included:</p> <p>Selecting samples to identify contracts with customers, identifying separate performance obligation in the contracts, determination of transaction price and allocating the transaction price to separate performance obligation.</p> <p>On selected samples, we tested that the revenue recognition is in accordance with accounting standards by</p> <ul style="list-style-type: none"><li>i) Reading, analyzing and identifying the distinct performance obligations in real estate projects.</li><li>ii) Comparing distinct performance obligations with those identified and recorded.</li><li>iii) Reading terms of agreement to determine transaction price including variable consideration to verify transaction price used to recognize revenue.</li><li>iv) Performing analytical procedures to verify reasonableness of revenue accounted by the Company.</li></ul>
2	<p><b><u>Pending Income Tax Cases</u></b></p> <p>The Company has various tax litigations/matters that are pending before tax authorities involving tax demands. The Company assesses such litigations/matters on a periodic basis. For the tax litigations/matters referred to in note 36 and 37 to the standalone financial statements significant management judgement is required in assessing the exposure due to the inherent uncertainties as to likely</p>	<p>Our audit procedures included, among others:</p> <ul style="list-style-type: none"><li>i) We obtained an understanding of the Company’s process to identify claims, litigations and contingencies.</li><li>ii) We obtained a list of tax litigations/matters from the Company and performed inquiries with the management, as to their likely outcome, financial impact and repetitiveness and obtained management representation thereon.</li></ul>



	<p>outcome, and due to the nature and timeframe involved, taxation exposures are identified as a key audit matter.</p>	<p>iii) We examined evidences to corroborate management's assessment of the risk profile in respect of these matters including reading the Company's submissions to relevant authorities and orders received in this regard. iv) In relation to the material tax litigations/matters, Company involved independent tax expert, as appropriate, to perform an independent assessment of the conclusions reached by management. v) We read the disclosures in the standalone financial statements to assess if they reflect the key facts and circumstances of the underlying tax exposures</p>
3	<p><b><u>Liability for Non-performance of real estate agreements/ civil lawsuits against the Company</u></b></p> <p>The Company may be liable to pay damages/ interest for specific non-performance of certain real estate agreements, civil cases preferred against the Company for specific performance of the land agreement, the liability on account of these, if any has been disclosed as contingent liability. However, the amount is not quantifiable.</p> <p>Refer note 36 to the standalone financial statements</p>	<p>We obtained details/ list of pending civil cases and reviewed on sample basis real estate agreements, to ascertain damages on account of non-performance of those agreements and discussed with the legal team of the Company to evaluate management position. We have been represented that owing to the nature of Contingency, the amount is not quantifiable.</p>
4	<p><b><u>Recognition and measurement of deferred tax assets</u></b></p> <p>Under Ind AS, the Company is required to reassess recognition of deferred tax asset at each reporting date. The Company has deferred tax assets in respect of brought forward losses and other temporary differences, as set out in Note no 5 and 34 to the Standalone Financial Statements.</p> <p>The Company's deferred tax assets in respect of brought forward business losses are based on the projected profitability. This is determined on the basis of significant management judgement and estimation given that is based on assumptions such as the likely timing and level of future taxable profits which are affected by expected future market and economic conditions.</p> <p>We have identified recognition of deferred tax assets as key audit matter because of the</p>	<p>Our Audit procedures include:</p> <p>i) Obtained an understanding of the process and tested the control over recording of deferred tax and review of deferred tax at each reporting date ii) Evaluated management assumptions, used to determine the probability that deferred tax assets recognised in the balance sheet will be recovered through taxable income in future years, by handing over of major real estate projects. iii) Tested the computations of amount and tax rate used for recognition of deferred tax assets. iv) We have also focused on the adequacy of Company's disclosure on deferred tax.</p>



	related complexity and subjectivity of the assessment process.	
--	--	--

### Other Information

The Company's Management and Board of Directors are responsible for the preparation of other information. The other information comprises the information included in the Management Discussion and analysis, Board's Report including Annexures to Board's Report, Business Responsibility report, Corporate Governance and Shareholder's Information, but does not include the Standalone Financial Statements and our auditor's report thereon. Our opinion on the Standalone Financial Statements does not cover the other information and we do not express any form of assurance conclusion thereon.

In connection with our audit of the Standalone Financial Statements, our responsibility is to read the other information and, in doing so, consider whether the other information is materially inconsistent with the Standalone Financial Statements, or our knowledge obtained during the course of our audit or otherwise appears to be materially misstated. If, based on the work we have performed, we conclude that there is a material misstatement of this other information, we are required to report that fact. We have nothing to report in this regard.

### Management's Responsibilities for the Standalone Financial Statements

The Company's Management and Board of Directors are responsible for the matters stated in section 134(5) of the Companies Act, 2013 ("the Act") with respect to the preparation of these Standalone Financial Statements that give a true and fair view of the financial position, financial performance, changes in equity and cash flows of the Company in accordance with the accounting principles generally accepted in India.

This responsibility also includes maintenance of adequate accounting records in accordance with the provisions of the Act for safeguarding the assets of the Company and for preventing and detecting frauds and other irregularities; selection and application of appropriate of accounting policies; making judgements and estimates that are reasonable and prudent; and design, implementation and maintenance of adequate internal financial controls, that were operating effectively for ensuring the accuracy and completeness of the accounting records, relevant to the preparation and presentation of the financial statement that give a true and fair view and are free from material misstatement, whether due to fraud or error.

In preparing the Standalone Financial Statements, Management and Board of Directors are responsible for assessing the Company's ability to continue as a going concern, disclosing, as applicable, matters related to going concern and using the going concern basis of accounting unless the Board of Directors either intends to liquidate the Company or to cease operations, or has no realistic alternative but to do so.

The Board of Directors are responsible for overseeing the company's financial reporting process.

### Auditor's Responsibility for the Audit of the Standalone Financial Statements

Our objectives are to obtain reasonable assurance about whether the Standalone Financial Statements as a whole are free from material misstatement, whether due to fraud or error, and to issue an auditor's report that includes our opinion. Reasonable assurance is a high level of assurance, but is not a guarantee that an audit conducted in accordance with SAs will always detect a material misstatement when it exists. Misstatements can arise from fraud or error and are considered material if, individually or in the aggregate, they could reasonably be expected to influence the economic decisions of users taken on the basis of these Standalone financial statements.

As part of an audit in accordance with SAs, we exercise professional judgment and maintain professional skepticism throughout the audit. We also:



- Identify and assess the risks of material misstatement of the Standalone financial statements, whether due to fraud or error, design and perform audit procedures responsive to those risks, and obtain audit evidence that is sufficient and appropriate to provide a basis for our opinion. The risk of not detecting a material misstatement resulting from fraud is higher than for one resulting from error, as fraud may involve collusion, forgery, intentional omissions, misrepresentations, or the override of internal control.
- Obtain an understanding of internal financial controls relevant to the audit in order to design audit procedures that are appropriate in the circumstances. Under section 143(3)(i) of the Act, we are also responsible for expressing our opinion on whether the Company has adequate internal financial controls system in place and the operating effectiveness of such controls.
- Evaluate the appropriateness of accounting policies used and the reasonableness of accounting estimates and related disclosures made by management.
- Conclude on the appropriateness of management's use of the going concern basis of accounting and, based on the audit evidence obtained, whether a material uncertainty exists related to events or conditions that may cast significant doubt on the Company's ability to continue as a going concern. If we conclude that a material uncertainty exists, we are required to draw attention in our auditor's report to the related disclosures in the Standalone financial statements or, if such disclosures are inadequate, to modify our opinion. Our conclusions are based on the audit evidence obtained up to the date of our auditor's report. However, future events or conditions may cause the Company to cease to continue as a going concern.
- Evaluate the overall presentation, structure and content of the Standalone financial statements, including the disclosures, and whether the Standalone financial statements represent the underlying transactions and events in a manner that achieves fair presentation.

Materiality is the magnitude of misstatements in the Standalone Financial Statements that, individually or in aggregate, makes it probable that the economic decisions of a reasonably knowledgeable user of the Standalone financial statements may be influenced. We consider quantitative materiality and qualitative factors in (i) planning the scope of our audit work and in evaluating the results of our work; and (ii) to evaluate the effect of any identified misstatements in the Standalone Financial Statements.

We communicate with those charged with governance regarding, among other matters, the planned scope and timing of the audit and significant audit findings, including any significant deficiencies in internal control that we identify during our audit.

We also provide those charged with governance with a statement that we have complied with relevant ethical requirements regarding independence, and to communicate with them all relationships and other matters that may reasonably be thought to bear on our independence, and where applicable, related safeguards.

From the matters communicated with those charged with governance, we determine those matters that were of most significance in the audit of the Standalone financial statements of the current period and are therefore the key audit matters. We describe these matters in our auditor's report unless law or regulation precludes public disclosure about the matter or when, in extremely rare circumstances, we determine that a matter should not be communicated in our report because the adverse consequences of doing so would reasonably be expected to outweigh the public interest benefits of such communication.

### **Report on Other Legal and Regulatory Requirements**

1. As required by the Companies (Auditor's Report) Order, 2020 ("the Order"), issued by the Central Government of India in terms of section 143(11) of the Act, we give in the "Annexure I" a statement on the matters specified in paragraphs 3 and 4 of the Order.



2. As required by Section 143(3) of the Act, based on our audit we report that:

- a) We have sought and obtained all the information and explanations which to the best of our knowledge and belief were necessary for the purposes of our audit.
- b) In our opinion, proper books of account as required by law have been kept by the Company so far as it appears from our examination of those books.
- c) The Balance Sheet, the Statement of Profit and Loss, the Statement of Cash Flow and the Statement of Changes in Equity dealt with by this report are in agreement with the relevant books of account.
- d) In our opinion, the aforesaid Standalone Financial Statements comply with the Indian Accounting Standards specified under Section 133 of the Act.
- e) On the basis of the written representations received from the directors as on 31<sup>st</sup> March 2024 taken on record by the Board of Directors, none of the directors is disqualified as on 31<sup>st</sup> March 2024 from being appointed as a director in terms of Section 164(2) of the Act.
- f) With respect to the adequacy of the internal financial controls over financial reporting of the Company and the operating effectiveness of such controls, refer to our separate report in “**Annexure-II**”. Our report expresses an unmodified opinion on the adequacy and operating effectiveness of the Company’s internal financial controls over financial reporting.
- g) With respect to the other matters to be included in the Auditor’s Report in accordance with the requirements of section 197(16) of the Act, as amended, according to information and according to explanations given to us the Company has not paid any managerial remuneration during the year.
- h) With respect to the other matters to be included in the Auditor’s Report in accordance with Rule 11 of the Companies (Audit and Auditors) Rules, 2014, as amended, in our opinion and to the best of our information and according to the explanations given to us:
  - i. The Company has disclosed the impact of pending litigations on its financial position in its standalone financial statements. Refer note 36 to the standalone financial Statements.
  - ii. There are no material foreseeable losses on long term contracts including derivative contracts requiring provision.
  - iii. There are no amounts, required to be transferred, to the Investor Education and Protection Fund by the Company.
  - iv. (a) The Management has represented that, to the best of its knowledge and belief as disclosed in note 51 to the Standalone Financial Statements, no funds have been advanced or loaned or invested (either from borrowed funds or share premium or any other sources or kind of funds) by the Company to or in any other person(s) or entity(ies) , including foreign entities (“Intermediaries”), with the understanding, whether recorded in writing or otherwise, that the Intermediary shall, whether, directly or indirectly lend or invest in other persons or entities identified in any manner whatsoever by or on behalf of the Company (“Ultimate Beneficiaries”) or provide any guarantee, security or the like on behalf of the Ultimate Beneficiaries;  
  
(b) The Management has represented, that, to the best of its knowledge and belief as disclosed in note 51 to the Standalone Financial Statements, no funds have been received by the Company from any person(s) or entity(ies), including foreign entities (“Funding Parties”), with the understanding, whether recorded in writing or otherwise, that the Company shall, whether, directly or indirectly, lend or invest in other persons or entities identified in any



manner whatsoever by or on behalf of the Funding Party ("Ultimate Beneficiaries") or provide any guarantee, security or the like on behalf of the Ultimate Beneficiaries;

(c) Based on the audit procedures that have been considered reasonable and appropriate in the circumstances performed by us, nothing has come to our notice that has caused us to believe that the representations under sub-clause (a) and (b) contain any material misstatement.

- v. Based on our examination which included test checks, the company has used an accounting software for maintaining its books of account which has a feature of recording audit trail (edit log) facility and the same has operated throughout the year for all relevant transactions recorded in the software. However, due to inherent limitation of the software, we are unable to comment whether there was any instance of the audit trail feature been tempered during the audit period.

As proviso to Rule 3(1) of the Companies (Accounts) Rules, 2014 is applicable from 1<sup>st</sup> April 2023, reporting under Rule 11(g) of the Companies (Audit and Auditors) Rules, 2014 on preservation of audit trail as per the statutory requirements for record retention is not applicable for the financial year ended 31<sup>st</sup> March 2024.


For **B S D & Co.**

Chartered Accountants

Firm Registration No. 000312S

  
Sujata Sharma  
Partner

Membership No. 087919



**UDIN: 24087919BKEOMR3507**

**Place:** New Delhi

**Date:** 27<sup>th</sup> May 2024

## Annexure I to Independent Auditors' Report

(Referred to in paragraph 1 under the heading "Report on other Legal and Regulatory Requirements" section of our report of even date).

- i. (a) (A) The Company is maintaining proper records showing full particulars, including quantitative details and situation of Property, Plant and Equipment.
- (B) The Company is maintaining proper records showing full particulars of Intangible Assets.
- (b) The Property, Plant and Equipment of the Company have been physically verified by the Management at the reasonable intervals, which in our opinion, is considered reasonable having regard to the size of the company and the nature of its assets.
- (c) In our opinion and according to information and explanations given to us and on the basis of our examination of the records of the Company, the Company does not have any immoveable property. Hence, reporting under this clause is not applicable to the Company.
- (d) The Company has not revalued its Property, Plant and Equipment during the year. Consequently, the question of our commenting on whether the revaluation is based on the valuation by a registered valuer, or specifying the amount of change, if the change is 10% or more in the aggregate of the net carrying value of each class of Property, Plant and Equipment does not arise.
- (e) Based on the information and explanations furnished to us, no proceedings have been initiated on (or) are pending against the Company for holding benami property under the Benami Transactions (Prohibition) Act, 1988 (45 of 1988) and rules made thereunder, and therefore the question of our commenting on whether the Company has appropriately disclosed the details in its financial statements does not arise.
- ii. (a) The inventory includes land, project in progress, completed real estate projects, and construction material/ consumables. Physical verification of inventory has been conducted at reasonable intervals by the management and no discrepancies noticed on physical verification.
- (b) During the year, the Company has not been sanctioned any working capital limits from banks or financial institutions [on the basis of security of current assets] and accordingly, the question of our commenting on whether the quarterly returns or statements are in agreement with the books of accounts of the Company does not arise.
- iii. (a) During the year, the Company has provided loans/ advances in the nature of loans and provided guarantees to companies or other parties as follows:

(Rupees in lakhs)

Particulars	Guarantees #	Advances in the nature of Loans
<b><u>Aggregate amount granted/ provided during the year</u></b>		
Subsidiaries	-	1.01
Others	33,132.19	21,047.29
<b><u>Balance outstanding as at balance sheet date in respect of above cases</u></b>		
Subsidiaries	-	1,253.03
Others	33,132.19	22,469.00

# Amount outstanding in respect of corporate guarantees given on account of loan availed.





(b) During the year, the Company has provided loans/ advances in the nature of loans and provided guarantees, the terms and conditions of the grant of all loans/ advances in the nature of loans and guarantees provided to companies or any other parties are not, prejudicial to Company's interest.

(c) In respect of the loans/advances in the nature of loans, the schedule of repayment of principal has not been stipulated as all are repayable on demand. Hence, we are unable to make a specific comment on the regularity of repayment of principal and payment of interest.

(d) In respect of the loans/advances in the nature of loans, the schedule of repayment of principal has not been stipulated as all are repayable on demand. Hence, we are unable to comment on the amount which are overdue for more than ninety days.

(e) There were no loans/ advances in nature of loans which were granted to same parties, and which fell due during the year and were renewed /extended. Further, no fresh loans were granted to any party to settle the overdue loans /advances in nature of loan.

(f) The Company has granted loans/ advances in the nature of loans to companies or any other parties as follows. Of these following are the details of aggregate amount of loans/ advances in the nature of loans granted to promoters/ related parties as defined in clause (76) of section 2 of the Companies Act, 2013

Particulars	(Rupees in Lakhs)		
	All Parties	Promoters	Related Parties
<b><u>Aggregate amount of loans/advances in nature of loan</u></b>			
-Repayable on demand	-	-	-
-Without specifying terms of repayment	23,722.03	-	16,903.95
Percentages of loans/advances in nature of loans to the total loans		-	71.25%

- iv. In our opinion and according to information and explanations given to us, there are no loans, investments, guarantees and securities granted during the year in respect of which provisions of section 185 and 186 of the Companies Act, 2013 are applicable.
- v. The Company has not accepted any deposits from the public. Hence, reporting under clause 3(v) of the Order is not applicable to the Company.
- vi. The Company is required to maintain cost records as specified by Central Government under sub-section (1) of section 148 of the Companies Act, 2013. We have broadly reviewed the same, and are of the opinion that, prima facie, the prescribed accounts and records have been made and maintained. We have not, however, made a detailed examination of the records with a view to determine whether they are accurate or complete.
- vii. (a) According to the information and explanations given to us and on the basis of our examination of the records of the Company, provident fund, employees' state insurance, income tax, duty of customs, goods and services tax (GST) and other applicable material undisputed statutory dues have been deposited regularly during the year. There are no arrears of outstanding statutory dues as at the last day of the financial year concerned, for a period of more than six months from the date they became payable.
- (b) According to the information and explanations given to us, there are no dues of income tax or other applicable material statutory dues which have not been deposited as on 31<sup>st</sup> March 2024 on account of any dispute except the followings: -



(Rupees in lakhs)

Name of Statutes	Nature of Dues	Financial Year to which the matter pertains	Forum where dispute is pending	Amount Outstanding
Income Tax Act, 1961	Income Tax	2021-22	CIT(A), Gurugram, Haryana	9,569.71
Income Tax Act, 1961	Income Tax	2020-21	CIT(A), Gurugram, Haryana	9,631.85
Income Tax Act, 1961	Income Tax	2019-20	CIT(A), Gurugram, Haryana	2,968.10
Income Tax Act, 1961	Income Tax	2018-19	CIT(A), Gurugram, Haryana	1,164.21
Income Tax Act, 1961	Income Tax	2017-18	CIT(A), Gurugram, Haryana	3,108.54
Income Tax Act, 1961	Income Tax	2016-17	CIT(A), Gurugram, Haryana	2,905.48
Income Tax Act, 1961	Income Tax	2015-16	CIT(A), Gurugram, Haryana	539.13
Income Tax Act, 1961	Income Tax	2014-15	CIT(A), Gurugram, Haryana	351.84
Income Tax Act, 1961	Income Tax	2013-14	CIT(A), Gurugram, Haryana	172.60

- viii. According to the information and explanations given to us and the records of the Company examined by us, the Company has not surrendered or disclosed any transaction, previously unrecorded in the books of account, in the tax assessments under the Income Tax Act, 1961, as income during the year. Hence, the requirement to report on clause 3(viii) of the Order is not applicable to the Company.
- ix. (a) According to the records of the Company examined by us and the information and explanations given to us, the Company has not defaulted in repayment of loans or other borrowings or in the payment of interest to any lender as at the balance sheet date as disclosed in note 16.3 to the standalone financial statements.
- (b) According to the information and explanations given to us and on the basis of our audit procedures, we report that the Company has not been declared wilful defaulter by any bank or financial institution as disclosed in note 16.4 to the standalone financial statements.
- (c) In our opinion, and according to the information and explanations given to us, the term loans have been applied for the purpose for which they were obtained as disclosed in note 16.5 to the standalone financial statements.
- (d) According to the information and explanations given to us and the procedures performed by us and on an overall examination of the standalone financial statements of the company, we report that no funds raised on short term basis have been used for long-term purposes by the company as disclosed in note 16.6 to the standalone financial statements.
- (e) According to the information and explanations given to us and on an overall examination of the Standalone financial statements of the Company, we report that the Company has not taken any funds from any entity or person on account of or to meet the obligations of its subsidiaries, associates or joint ventures as disclosed in note 16.7 to the standalone financial statements.
- (f) According to the information and explanations given to us and the procedures performed by us, we report that the Company has not raised loans during the year on the pledge of securities



held in its subsidiaries, joint ventures or associate companies as disclosed in note 16.8 to the standalone financial statements.

- x. (a) The Company has not raised any money during the year by way of initial public offer or further public offer (including debt instruments) during the year. Hence, the requirement to report on clause 3(x)(a) of the Order is not applicable to the Company.
- (b) The Company has not made any preferential allotment/ private placement of shares or fully, partially or optionally convertible debentures during the year. Accordingly, the reporting under Clause 3(x)(b) of the order are not applicable to the Company.
- xi. (a) No fraud by the Company or no fraud on the Company has been noticed or reported during the year.
- (b) During the year, no report under section 143(12) of the Companies Act, 2013 has been filed in form ADT-4. Hence, the reporting under clause 3(xi)(b) of the Order is not applicable to the company.
- (c) As represented to us by the management, there are no whistle blower complaints received by the Company during the year.
- xii. The Company is not a Nidhi Company as per the provisions of the Companies Act, 2013. Hence, the requirement to report on clauses 3(xii) (a),(b) and (c) of the Order is not applicable to the Company.
- xiii. According to the information and explanations given to us, all transactions with the related parties are in compliance with Section 177 and 188 of the Companies Act, 2013 where applicable and the details have been disclosed in the note 48 to the standalone financial statements, as required by the applicable accounting standards.
- xiv. According to the information and explanations given to us Company's size and nature of business does not require internal audit system. Hence, the reporting under Clause 3(xiv) of the Order is not applicable to the Company.
- xv. According to the information and explanations given to us and based on our examination of the records of the Company, the Company has not entered into non-cash transactions with directors or persons connected with him. Hence, the reporting under Clause 3(xv) of the Order is not applicable.
- xvi. (a) According to information and explanations given to us, the Company is not required to be registered under Section 45 IA of the Reserve Bank of India Act, 1934.
- (b) The Company has not conducted (non-banking financial/housing finance), activities during the year. Hence, reporting under clause 3(xvi)(b) of the Order is not applicable to the Company.
- (c) The Company is not a Core Investment Company (CIC) as defined in the regulations made by the Reserve Bank of India. Accordingly reporting under clause 3(xvi)(c) of the Order is not applicable to the Company.
- (d) The Group do not have more than one Core Investment Company as a part of the Group.
- xvii. The Company has incurred cash losses of Rs 8,099.88 lakhs in the current financial year and Rs 3,583.84 lakhs in the immediately preceding financial year.
- xviii. There has been no resignation of the statutory auditors during the year, hence reporting under clause 3(xviii) is not applicable.
- xix. According to the information and explanations given to us and on the basis of the financial ratios, aging and expected dates of realization of financial assets and payment of financial liabilities, other information accompanying the Standalone financial statements, and based on



our examination of the evidence supporting the assumptions, nothing has come to our attention, which causes us to believe that any material uncertainty exists as on the date of the audit report that Company is not capable of meeting its liabilities existing at the date of the balance sheet as and when they fall due within a period of one year from the balance sheet date.

xx. (a) There are no unspent amounts towards Corporate Social Responsibility (CSR) on other than ongoing projects requiring a transfer to a Fund specified in Schedule VII to the Act in compliance with second proviso to sub-section (5) of section 135 of the Act. Hence, reporting under clause 3(xx)(a) of the order is not applicable to the Company.

(b) There are no ongoing project requiring transfer of unspent Corporate Social Responsibility (CSR) amount as at the end of the previous financial year to special account, hence reporting under clause 3(xx)(b) of the order is not applicable to the Company.

For **B S D & Co.**

Chartered Accountants

Firm Registration No. 000312S

  
Sujata Sharma  
Partner

Membership No. 087919



**UDIN: 24087919BKEOMR3507**

**Place:** New Delhi

**Date:** 27<sup>th</sup> May 2024

## **Annexure II to Independent Auditors' Report**

**(Referred to in paragraph 2(f) under 'Report on Other Legal and Regulatory Requirements' section of our report of even date)**

### **Report on the Internal Financial Controls under Clause (i) of Sub-section 3 of Section 143 of the Companies Act, 2013 ("the Act")**

We have audited the internal financial controls over financial reporting of **Omaxe World Street Private Limited** ("the Company") as at 31<sup>st</sup> March 2024 in conjunction with our audit of the Standalone Financial Statements of the Company for the year ended on that date.

#### **Management's Responsibility for Internal Financial Controls**

The Company's management is responsible for establishing and maintaining internal financial controls based on the internal control over financial reporting criteria established by the Company considering the essential components of internal control stated in the Guidance Note on Audit of Internal Financial Controls over Financial Reporting issued by the Institute of Chartered Accountants of India ("ICAI"). These responsibilities include the design, implementation and maintenance of adequate internal financial controls that were operating effectively for ensuring the orderly and efficient conduct of its business, including adherence to company's policies, the safeguarding of its assets, the prevention and detection of frauds and errors, the accuracy and completeness of the accounting records, and the timely preparation of reliable financial information, as required under the Act.

#### **Auditors' Responsibility**

Our responsibility is to express an opinion on the Company's internal financial controls over financial reporting based on our audit. We conducted our audit in accordance with the Guidance Note on Audit of Internal Financial Controls Over Financial Reporting (the "Guidance Note") and the Standards on Auditing, issued by ICAI and deemed to be prescribed under Section 143(10) of the Act, to the extent applicable to an audit of internal financial controls, both applicable to an audit of Internal Financial Controls and, both issued by the Institute of Chartered Accountants of India. Those Standards and the Guidance Note require that we comply with ethical requirements and plan and perform the audit to obtain reasonable assurance about whether adequate internal financial controls over financial reporting was established and maintained and if such controls operated effectively in all material respects.


Our audit involves performing procedures to obtain audit evidence about the adequacy of the internal financial controls system over financial reporting and their operating effectiveness. Our audit of internal financial controls over financial reporting included obtaining an understanding of internal financial controls over financial reporting, assessing the risk that a material weakness exists, and testing and evaluating the design and operating effectiveness of internal control based on the assessed risk. The procedures selected depend on the auditor's judgement, including the assessment of the risks of material misstatement of the Standalone financial statements, whether due to fraud or error.

We believe that the audit evidence we have obtained is sufficient and appropriate to provide a basis for our audit opinion on the Company's internal financial controls system over financial reporting.

#### **Meaning of Internal Financial Controls Over Financial Reporting**

A Company's internal financial control over financial reporting is a process designed to provide reasonable assurance regarding the reliability of financial reporting and the preparation of Standalone financial statements for external purposes in accordance with generally accepted accounting principles. A Company's internal financial control over financial reporting includes those policies and procedures that:

- (a) Pertain to the maintenance of records that, in reasonable detail, accurately and fairly reflect the transactions and dispositions of the assets of the company;
- (b) Provide reasonable assurance that transactions are recorded as necessary to permit preparation of Standalone financial statements in accordance with generally accepted accounting principles,



and that receipts and expenditures of the Company are being made only in accordance with authorizations of management and directors of the company; and

- (c) Provide reasonable assurance regarding prevention or timely detection of unauthorized acquisition, use, or disposition of the company's assets that could have a material effect on the Standalone financial statements.

### **Limitations of Internal Financial Controls Over Financial Reporting**

Because of the inherent limitations of internal financial controls over financial reporting, including the possibility of collusion or improper management override of controls, material misstatements due to error or fraud may occur and not be detected. Also, projections of any evaluation of the internal financial controls over financial reporting to future periods are subject to the risk that the internal financial control over financial reporting may become inadequate because of changes in conditions, or that the degree of compliance with the policies or procedures may deteriorate.


### **Opinion**

In our opinion, the Company has, in all material respects, an adequate internal financial controls system over financial reporting and such internal financial controls over financial reporting were operating effectively as at 31<sup>st</sup> March 2024, based on the internal control over financial reporting criteria established by the Company considering the essential components of internal control stated in the Guidance Note on Audit of Internal Financial Controls Over Financial Reporting issued by the ICAI.

For **B S D & Co.**

Chartered Accountants

Firm Registration No. 000312S

  
Sujata Sharma  
Partner

Membership No. 087919



**UDIN: 24087919BKEOMR3507**

**Place:** New Delhi

**Date:** 27<sup>th</sup> May 2024

## Omaxe World Street Private Limited

Regd. Office: Omaxe World Street, Sales Office, Sector 79, Baroli, Faridabad, Haryana-121004  
CIN: U74120HR2007PTC036993

### Standalone Balance Sheet March 31, 2024

(Rupees in Lakhs)

Particulars	Note No.	As at March 31, 2024	As at March 31, 2023
<b>ASSETS</b>			
<b>Non-Current Assets</b>			
a) Property, Plant and Equipment	1	418.02	286.37
b) Other Intangible Assets	2	3.94	5.57
c) Investments in Subsidiaries	3	204.00	204.00
d) Financial Assets			
i) Other financial assets	4	1,852.59	3,408.26
e) Deferred Tax Assets (net)	5	3,510.53	1,521.70
f) Non-Current Tax Asset (net)	6	91.43	52.28
g) Other Non-Current Asset	7	127.44	109.37
		<b>6,207.95</b>	<b>5,587.55</b>
<b>Current Assets</b>			
a) Inventories	8	72,657.88	68,646.11
b) Financial Assets			
i) Trade Receivables	9	887.00	1,622.85
ii) Cash and Cash Equivalents	10	755.42	746.49
iii) Other Bank Balances	11	2,126.37	3,409.80
iv) Other Financial Assets	12	23,728.67	7,472.01
c) Other Current Assets	13	8,788.65	12,407.94
		<b>108,943.99</b>	<b>94,305.20</b>
		<b>115,151.94</b>	<b>99,892.75</b>
<b>TOTAL ASSETS</b>			
<b>EQUITY AND LIABILITIES</b>			
<b>Equity</b>			
a) Equity Share Capital	14	3,800.00	3,800.00
b) Other Equity	15	(10,026.85)	(3,786.03)
		<b>(6,226.85)</b>	<b>13.97</b>
<b>Liabilities</b>			
<b>Non-Current Liabilities</b>			
a) Financial Liabilities			
i) Borrowings	16	5,128.17	3,344.84
ii) Trade Payables	17		
Total outstanding dues of micro enterprises and small enterprises			
Total outstanding dues of creditors other than micro enterprises and small enterprises		1,693.90	5,196.53
iii) Other Financial Liabilities	18	289.83	214.27
b) Other non Current Liabilities	19		16.87
c) Provisions	20	267.14	215.94
		<b>7,379.04</b>	<b>8,988.45</b>
<b>Current liabilities</b>			
a) Financial Liabilities			
i) Borrowings	21	284.57	48.80
ii) Trade Payables	22		
Total outstanding dues of micro enterprises and small enterprises		174.04	76.78
Total outstanding dues of creditors other than micro enterprises and small enterprises		8,577.90	7,282.53
iii) Other Financial Liabilities	23	1,644.19	2,263.88
b) Other Current Liabilities	24	103,313.82	81,212.37
c) Provisions	25	5.23	5.97
		<b>113,999.75</b>	<b>90,890.33</b>
		<b>115,151.94</b>	<b>99,892.75</b>
<b>TOTAL EQUITY AND LIABILITIES</b>			

Material accounting policies  
Notes on financial statements

A  
1-54

The notes referred to above form an integral part of financial statements.  
As per our audit report of even date attached

For and on behalf of  
**B S D & Co.**

Chartered Accountants  
Regn. No. 0003125

New Delhi

**Sujata Sharma**  
Partner  
M.No. 087919

For and on behalf of board of directors

**Pavan Agarwal**  
Director  
DIN: 02295157

**Anshul Singla**  
Director  
DIN: 10059909

**Arun Kumar Gupta**  
Chief Financial Officer

**Pooja Gupta**  
Company Secretary  
M. No. A71135

Place: New Delhi  
Date: 27 May, 2024

## Omaxe World Street Private Limited

Regd. Office: Omaxe World Street, Sales Office, Sector 79, Baroli, Faridabad, Haryana-121004  
CIN: U74120HR2007PTC036993

### Standalone Statement of Profit and Loss for the year ended March 31, 2024

(Rupees in Lakhs)

Particulars	Note No.	Year Ended March 31, 2024	Year Ended March 31, 2023
<b>REVENUE</b>			
Revenue from Operations	26	4,415.93	11,186.74
Other Income	27	258.49	199.21
<b>TOTAL INCOME</b>		<b>4,674.42</b>	<b>11,385.95</b>
<b>EXPENSES</b>			
Cost of Land, Material Consumed, Construction & Other Related Project Cost	28	11,388.69	20,174.39
Changes in Inventories of Projects in Progress & finished stock	29	(287.32)	(5,827.52)
Employee benefits expense	30	(20.47)	82.44
Finance Costs	31	752.25	(48.68)
Depreciation and Amortization Expense	32	108.03	85.16
Other Expenses	33	941.15	589.16
<b>TOTAL EXPENSES</b>		<b>12,882.33</b>	<b>15,054.95</b>
<b>Profit/(Loss) Before Tax</b>		<b>(8,207.91)</b>	<b>(3,669.00)</b>
<b>Tax Expenses</b>	34		
Current Tax		0.74	0.13
Deferred Tax		(1,983.54)	(1,014.02)
<b>Profit/(Loss) For The Year (A)</b>		<b>(6,225.11)</b>	<b>(2,655.11)</b>
<b>Other Comprehensive Income</b>			
1) Items that will not be reclassified to Statement of Profit and Loss			
Remeasurements of the Net Defined Benefit Plans		(21.00)	58.40
Tax on Above Items		5.29	(14.70)
<b>Total Other Comprehensive Income/(Loss) (B)</b>		<b>(15.71)</b>	<b>43.70</b>
<b>Total Comprehensive Income/ (Loss) for the Year (comprising of profit/ (loss) for the year and other comprehensive income/ (loss)) (A+B)</b>		<b>(6,240.82)</b>	<b>(2,611.41)</b>
Earning Per Equity Share (Face value of Rs. 10/- each)	35		
Basic (In Rupees)		<b>(16.38)</b>	<b>(6.99)</b>
Diluted (In Rupees)		<b>(16.38)</b>	<b>(6.99)</b>
Material accounting policies	A		
Notes on financial statements	1-54		

The notes referred to above form an integral part of financial statements.

As per our audit report of even date attached

For and on behalf of

**B S D & Co.**

Chartered Accountants

Regn. No. 0003125

New Delhi

**Sujata Sharma**

Partner

M.No. 087919

*Pavan Agarwal*

**Pavan Agarwal**

Director

DIN: 02295157

*Anshul Singla*

**Anshul Singla**

Director

DIN: 10059909

*Arun Kumar Gupta*

**Arun Kumar Gupta**

Chief Financial Officer

*Pooja Gupta*

**Pooja Gupta**

Company Secretary

M. No. A71135

Place: New Delhi

Date: 27 May, 2024



## Omaxe World Street Private Limited

Regd. Office: Omaxe World Street, Sales Office, Sector 79, Baroli, Faridabad, Haryana-121004  
CIN: U74120HR2007PTC036993

### Standalone Statement of Changes in Equity for the Year Ended March 31, 2024

#### A. Equity Share Capital

Particulars	Numbers	(Rupees in Lakhs)
<b>Balance as at 1 April 2022</b>	38,000,000	3,800.00
Change in equity share capital due to prior period errors	-	-
Restated balance as at 1 April 2022	38,000,000	3,800.00
Changes in equity share capital during 2022-23	-	-
<b>Balance as at March 31, 2023</b>	<b>38,000,000</b>	<b>3,800.00</b>
<b>Balance as at 1 April 2023</b>	38,000,000	3,800.00
Change in equity share capital due to prior period errors	-	-
Restated balance as at 1 April 2023	38,000,000	3,800.00
Changes in equity share capital during 2023-24	-	-
<b>Balance as at March 31, 2024</b>	<b>38,000,000</b>	<b>3,800.00</b>

#### B. Other Equity

(Rupees in Lakhs)

Description	Attributable to the owners of Omaxe World Street Private Limited		
	Reserve and Surplus	Other Comprehensive Income	Total Other Equity
	Retained Earnings / (Deficit)	Remeasurement of Defined Benefit Obligation	
<b>Balance as at 1 April 2022</b>	(1,108.72)	(65.90)	(1,174.62)
Profit/(Loss) for the year	(2,655.11)	-	(2,655.11)
Other Comprehensive Income	-	43.70	43.70
<b>Balance as at March 31, 2023</b>	<b>(3,763.83)</b>	<b>(22.20)</b>	<b>(3,786.03)</b>
<b>Balance as at 1 April 2023</b>	(3,763.83)	(22.20)	(3,786.03)
Profit/(Loss) for the year	(6,225.11)	-	(6,225.11)
Other Comprehensive Income	-	(15.71)	(15.71)
<b>Balance as at March 31, 2024</b>	<b>(9,988.94)</b>	<b>(37.91)</b>	<b>(10,026.85)</b>

The notes referred to above form an integral part of financial statements.

As per our audit report of even date attached  
For and on behalf of

**B S D & Co.**

Chartered Accountants  
Regn. No. 000312S

New Delhi

**Sujata Sharma**  
Partner  
M.No. 087919

For and on behalf of board of directors

**Pavan Agarwal**  
Director  
DIN: 02295157

**Anshul Singla**  
Director  
DIN: 10059909

**Arun Kumar Gupta**  
Chief Financial Officer

**Pooja Gupta**  
Company Secretary  
M. No. A71135

Place: New Delhi  
Date: 27 May, 2024

## Omaxe World Street Private Limited

Regd. Office: Omaxe World Street, Sales Office, Sector 79, Baroli, Faridabad, Haryana-121004  
CIN: U74120HR2007PTC036993

### Standalone Cash Flow Statement for the year ended March 31, 2024

(Rupees in Lakhs)

Particulars	Year Ended March 31, 2024	Year Ended March 31, 2023
<b>A. Cash flow from operating activities</b>		
<b>Profit/(loss) for the year before tax</b>	<b>(8,207.91)</b>	<b>(3,669.00)</b>
Adjustments for :		
Depreciation and amortization expense	120.36	97.01
Interest income	(249.07)	(171.93)
Gain on financial assets/liabilities carried at amortised cost	6.65	(0.94)
Profit on sale of Property, Plant and Equipment	(1.39)	(0.81)
Liabilities no longer required written back (net)	3.44	(13.28)
Bad Debts & advances written off	5.64	31.71
Interest and finance charges	2,419.54	(1,305.97)
<b>Operating profit/ (loss) before working capital changes</b>	<b>(5,902.74)</b>	<b>(5,033.21)</b>
Adjustments for working capital		
Inventories	(4,011.77)	(6,063.71)
Trade receivable	730.21	(899.54)
Other Financial Assets	(16,328.79)	7,142.03
Other non-financial current Assets	3,601.22	(963.22)
Trade payable and other financial and non financial liabilities	19,846.44	8,096.21
	<b>3,837.31</b>	<b>7,311.77</b>
<b>Net cash flow from operating activities</b>	<b>(2,065.43)</b>	<b>2,278.56</b>
Direct taxes paid /(refund)	(35.76)	(11.63)
<b>Net cash generated from/(used in) Operating activities (A)</b>	<b>(2,101.19)</b>	<b>2,266.93</b>
<b>B Cash flow from investing activities</b>		
Purchase of property, plant and equipments	(255.67)	(186.25)
Purchase of Intangible assets	-	(6.00)
Sale of property, plant and equipments	6.68	43.91
Movement in Fixed Deposits	2,867.78	(4,953.74)
Interest received	281.74	164.50
Investment in Equity Shares	-	(200.00)
<b>Net cash generated from /(used in) investing activities (B)</b>	<b>2,900.53</b>	<b>(5,137.58)</b>
<b>C Cash flow from financing activities</b>		
Repayment of borrowings	(2,543.66)	(18.24)
Proceeds from borrowings	4,581.00	3,339.46
Interest and finance charges paid	(2,827.75)	(135.40)
<b>Net cash (used in)/generated from Financing activities (C)</b>	<b>(790.41)</b>	<b>3,185.82</b>
<b>Net increase/(decrease) in cash and cash equivalents (A+B+C)</b>	<b>8.93</b>	<b>315.17</b>
<b>Opening balance of cash and cash equivalents</b>	<b>746.49</b>	<b>431.32</b>
<b>Closing balance of cash and cash equivalents</b>	<b>755.42</b>	<b>746.49</b>







**COMPONENTS OF CASH AND CASH EQUIVALENTS**

(Rupees in Lakhs)

PARTICULARS	As at	As at
	March 31, 2024	March 31, 2023
Cash on hand	12.51	14.05
Cheques, drafts on hand	140.47	-
Balance with banks	422.44	732.44
Fixed deposit with banks having maturity of less than 3 months	180.00	-
<b>Cash and cash equivalents at the end of the year (refer note 10)</b>	<b>755.42</b>	<b>746.49</b>

**RECONCILIATION STATEMENT OF CASH AND BANK BALANCES**

(Rupees in Lakhs)

PARTICULARS	As at	As at
	March 31, 2024	March 31, 2023
Cash and cash equivalents at the end of the year as per above	755.42	746.49
Add: Fixed deposits with banks (lien marked)	2,126.37	3,409.80
<b>Cash and bank balance as per balance sheet (refer note 10 &amp; 11)</b>	<b>2,881.79</b>	<b>4,156.29</b>

**DISCLOSURE AS REQUIRED BY IND AS 7****Reconciliation of liabilities arising from financing activities**

(Rupees in Lakhs)

March 31, 2024	Opening Balance	Cash flows	Non Cash and other Changes	Closing balance
Non Current borrowings (including current maturity)	3,388.64	2,037.34	(18.24)	5,407.74
Current borrowings	5.00	-	-	5.00
<b>Total liabilities from financial activities</b>	<b>3,393.64</b>	<b>2,037.34</b>	<b>(18.24)</b>	<b>5,412.74</b>

(Rupees in Lakhs)

March 31, 2023	Opening Balance	Cash flows	Non Cash and other Changes	Closing balance
Non Current borrowings (including current maturity)	67.42	3,321.22	-	3,388.64
Current borrowings	24.53	-	(19.53)	5.00
<b>Total liabilities from financial activities</b>	<b>91.95</b>	<b>3,321.22</b>	<b>(19.53)</b>	<b>3,393.64</b>


As per our audit report of even date attached

For and on behalf of

**B S D & Co.**

Chartered Accountants

Regn. No. 0003126

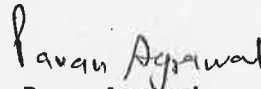

**Sujata Sharma**

Partner

M.No. 087919



For and on behalf of board of directors


**Pavan Agarwal**

Director

DIN: 02295157

**Arun Kumar Gupta**

Chief Financial Officer


**Anshul Singla**

Director

DIN: 10059909


**Pooja Gupta**

Company Secretary

M. No. A71135

Place: New Delhi

Date: 27 May, 2024

**A Material Accounting Policies :**

**1 Corporate information**

Omaxe World Street Private Limited is a subsidiary company of Omaxe Limited. Registered address of the Company is Omaxe World Street, Sales Office, Sector 79, Baroli, Faridabad, Haryana-121004.

The company is into the business of developing real estate properties for residential, commercial and retail purposes.

**2 Material Accounting Policies :**

**(i) Basis of Preparation**

The financial statements of the Company have been prepared in accordance with the Companies (Indian Accounting Standards) Rules 2015 ('Ind AS') issued by Ministry of Corporate Affairs ('MCA'). The Company has uniformly applied the accounting policies during the period presented.

The standalone financial statements for the year ended March 31, 2024 were authorised and approved for issue by the Board of Directors on 27 May, 2024.

The standalone financial statements have been prepared on a going concern basis in accordance with accounting principles generally accepted in India. Further, the financial statements have been prepared on historical cost basis except for certain financial assets, financial liabilities, derivative financial instruments and share based payments which are measured at fair values as explained in relevant accounting policies.

The standalone financial statements are presented in Rupees and all values are rounded to the nearest lakhs, except when otherwise indicated.

**(ii) Revenue Recognition**

The Company follows IND AS 115 for revenue recognition.

Revenue towards satisfaction of a performance obligation is measured at the amount of transaction price (net of variable consideration) allocated to that performance obligations. The transaction price of goods sold and services rendered is net of variable consideration on account of various discount and scheme as part of contract.

**Point of Time:**

**(a) Real estate projects**

The company derives revenue from execution of real estate projects. Revenue from Real Estate project is recognised in accordance with Ind AS 115 which establishes a comprehensive framework in determining whether how much and when revenue is to be recognised. Revenue from real estate projects are recognised upon transfer of control of promised real estate property to customer at an amount that reflects the consideration which the company expects to receive in exchange for such booking and is based on following 6 steps :

**1. Identification of contract with customers**

The company accounts for contract with a customer only when all the following criteria are met:

- Parties (i.e. the company and the customer) to the contract have approved the contract (in writing, orally or in accordance with business practices) and are committed to perform their respective obligations.
- The company can identify each customer's right regarding the goods or services to be transferred.
- The company can identify the payment terms for the goods or services to be transferred.
- The contract has commercial substance (i.e. risk, timing or amount of the company's future cash flow is expected to change as a result of the contract) and
- It is probable that the company will collect the consideration to which it will be entitled in exchange for the goods or services that will be transferred to the customer. Consideration may not be the same due to discount rate etc.

**2. Identify the separate performance obligation in the contract:-**

Performance obligation is a promise to transfer to a customer:

- Goods or services or a bundle of goods or services i.e. distinct or a series of goods or services that are substantially the same and are transferred in the same way.
- If a promise to transfer goods or services is not distinct from goods or services in a contract, then the goods or services are combined in a single performance obligation.
- The goods or services that is promised to a customer is distinct if both the following criteria are met:
  - The customer can benefit from the goods or services either on its own or together with resources that are readily available to the customer ( i.e. The goods or services are capable of being distinct) and

- The company's promise to transfer the goods or services to the customer is separately identifiable from the other promises in the contract (i.e The goods or services are distinct within the context of the contract).

**3. Satisfaction of the performance obligation:-**

The company recognizes revenue when (or as) the company satisfies a performance obligation by transferring a promised goods or services to the customer. The real estate properties are transferred when (or as) the customer obtains control of Property.



*[Handwritten signatures and initials]*

**4. Determination of transaction price:-**

The transaction price is the amount of consideration to which the company expects to be entitled in exchange for transferring promised goods or services to customer excluding GST.

The consideration promised in a contract with a customer may include fixed amount, variable amount or both. In determining transaction price, the company assumes that goods or services will be transferred to the customer as promised in accordance with the existing contract and the contract can't be cancelled, renewed or modified

**5. Allocating the transaction price to the performance obligation:-**

The allocation of the total contract price to various performance obligation are done based on their standalone selling prices, the standalone selling price is the price at which the company would sell promised goods or services separately to the customers.

**6. Recognition of revenue when (or as) the company satisfies a performance obligation.**

- The customer simultaneously receives and consumes a benefit provided by the company's performance as the company performs.
- The company's performance creates or enhances an asset that a customer controls as asset is created or enhanced.
- The company's performance doesn't create an asset within an alternative use to the company and the company has an enforceable right to payment for performance completed to date.

**Over a period of time:**

Performance obligation is satisfied over time if one of the criteria out of the following three is met:

- The customer simultaneously receives and consumes a benefit provided by the company's performance as the company performs.
- The company's performance creates or enhances an asset that a customer controls as asset is created or enhanced or
- The company's performance doesn't create an asset within an alternative use to the company and the company has an enforceable right to payment for performance completed to date.

Therefore the revenue recognition for a performance obligation is done over time if one of the criteria is met out of the above three.

The company disaggregates revenue from real estate projects on the basis of nature of revenue.

**(a) Construction Projects**

Construction projects where the Company is acting as contractor, revenue is recognised in accordance with the terms of the construction agreements. Under such contracts, assets created does not have an alternative use and the Company has an enforceable right to payment. The estimated project cost includes construction cost, development and construction material and overheads of such project. The Company uses cost based input method for measuring progress for performance obligation satisfied over time. Under this method, the Company recognises revenue in proportion to the actual project cost incurred as against the total estimated project cost. The management reviews and revises its measure of progress periodically and are considered as change in estimates and accordingly, the effect of such changes in estimates is recognised prospectively in the period in which such changes are determined. However, when the total project cost is estimated to exceed total revenues from the project, the loss is recognized immediately. As the outcome of the contracts cannot be measured reliably during the early stages of the project, contract revenue is recognised only to the extent of costs incurred in the statement of profit and loss.

**(b) Lease Rental income**

Revenue in rental is recognised over a period of time on an accrual basis in accordance with the terms of contract as and when the Company satisfies performance obligations by delivery services as per contractual agreed terms.

**(c) Project Management Fee**

Project Management fee is accounted as revenue upon satisfaction of performance obligation as per agreed terms.

**(d) Interest Income**

Interest due on delayed payments by customers is accounted on accrual basis.

**(e) Income from trading sales**

Revenue from trading activities is accounted as revenue upon satisfaction of performance obligation.

**(f) Dividend Income**

Dividend income is recognized when the right to receive the payment is established.

**(iii) Borrowing Costs**

Borrowing cost that are directly attributable to the acquisition or construction of a qualifying asset (including real estate projects) are considered as part of the cost of the asset/project. All other borrowing costs are treated as period cost and charged to the statement of profit and loss in the year in which incurred.

**(iv) Property, Plant and Equipment  
Recognition and initial measurement**

Properties, plant and equipment are stated at their cost of acquisition. The cost comprises purchase price, borrowing cost, if capitalization criteria are met and directly attributable cost of bringing the asset to its working condition for the intended use. Any trade discount and rebates are deducted in arriving at the purchase price. Subsequent costs are included in the asset's carrying amount or recognised as a separate asset, as appropriate, only when it is probable that future economic benefits associated with the item will flow to the Company. All other repair and maintenance costs are recognised in statement of profit or loss as incurred.



Handwritten signatures and initials at the bottom of the page.

**Subsequent measurement (depreciation and useful lives)**

Property plant and equipment are subsequently measured at cost net of accumulated depreciation and accumulated impairment losses, if any. Depreciation on Property Plant and Equipment is provided on written down value method based on useful life of assets as specified in Schedule II to the Companies Act, 2013 as under:

Assets Category	Estimated useful life (in years)	Estimated useful life as per schedule II to Companies Act, 2013 (in years)
Plant and Machinery		
Cranes	15	15
Other items	12	12
Office Equipment	5	5
Furniture and Fixtures	10	10
Vehicles	8-10	8-10
Computers		
Server	6	6
Others	3	3

The Company based on management estimates depreciate certain item i.e. Shuttering Material and scaffolding over estimated useful life of 5 years considering obsolescence as against 12 years specified in Schedule II to Companies Act, 2013. The management of the Company believes that the estimated useful life of 5 years is realistic and reflects fair approximation of the period over which the assets are likely to be used.

Depreciation on Property, Plant and Equipment is provided on written down value method based on the useful life of the asset as specified in Schedule II to the Companies Act, 2013. The management estimates the useful life of the assets as prescribed in Schedule II to the Companies Act, 2013 except in the case of steel shuttering and scaffolding, whose life is estimated as five years considering obsolescence.

**De-recognition**

An item of property, plant and equipment and any significant part initially recognised is derecognized upon disposal or when no future economic benefits are expected from its use or disposal. Any gain or loss arising on de-recognition of the asset (calculated as the difference between the net disposal proceeds and the carrying amount of the asset) is included in the income statement when the asset is derecognized.

**(v) Intangible Assets****Recognition and initial measurement**

Intangible assets are stated at their cost of acquisition. The cost comprises purchase price, borrowing cost, if capitalization criteria are met and directly attributable cost of bringing the asset to its working condition for the intended use. Any trade discount and rebates are deducted in arriving at the purchase price.

**Subsequent measurement (amortization and useful lives)**

Intangible assets comprising of ERP & other computer software are stated at cost of acquisition less accumulated amortization and are amortised over a period of four years on straight line method.

**(vi) Impairment of Non Financial Assets**

The Company assesses at each balance sheet date whether there is any indication that an asset may be impaired. If any such indication exists, the Company estimates the recoverable amount of the asset. If such recoverable amount of the asset or the recoverable amount of the cash-generating unit to which the asset belongs is less than its carrying amount, the carrying amount is reduced to its recoverable amount. The reduction is treated as an impairment loss and is recognized in the statement of profit and loss.

**(vii) Financial Instruments****(a) Financial assets****Initial recognition and measurement**

Financial assets are recognised when the Company becomes a party to the contractual provisions of the financial instrument and are measured initially at fair value adjusted for transaction costs.

**Subsequent measurement**

(1) Financial instruments at amortised cost – the financial instrument is measured at the amortised cost if both the following conditions are met:

- (a) The asset is held within a business model whose objective is to hold assets for collecting contractual cash flows, and
- (b) Contractual terms of the asset give rise on specified dates to cash flows that are solely payments of principal and interest (SPPI) on the principal amount outstanding.

After initial measurement, such financial assets are subsequently measured at amortised cost using the effective interest rate (EIR) method. All other debt instruments are measured at Fair Value through other comprehensive income or Fair value through profit and loss based on Company's business model.



P

*Handwritten signature*

*Handwritten signature*

*Handwritten signature*

(2) Investment in equity instruments of subsidiaries (including partnership firms), joint ventures and associates

Investment in equity instruments of subsidiaries, joint ventures and associates are stated at cost as per Ind AS 24 'Separate Financial Statement'. Where the carrying amount of an investment is greater than its estimated recoverable amount, it is assessed for recoverability and in case of permanent diminution, provision for impairment is recorded in statement of Profit and Loss. On disposal of investment, the difference between the net disposal proceeds and the carrying amount is charged or credited to the Statement of Profit and Loss.

(3) Equity investments – All equity investments in scope of Ind AS 109 are measured at fair value. Equity instruments which are held for trading are generally classified as at fair value through profit and loss (FVTPL). For all other equity instruments, the Company decides to classify the same either as at fair value through other comprehensive income (FVOCI) or fair value through profit and loss (FVTPL). The Company makes such election on an instrument by instrument basis. The classification is made on initial recognition and is irrevocable.

(4) Mutual funds – All mutual funds in scope of Ind-AS 109 are measured at fair value through profit and loss (FVTPL).

**De-recognition of financial assets**

A financial asset is primarily de-recognised when the rights to receive cash flows from the asset have expired or the Company has transferred its rights to receive cash flows from the asset.

**(b) Financial liabilities**

**Initial recognition and measurement**

All financial liabilities are recognised initially at fair value and transaction cost that are attributable to the acquisition of the financial liabilities are also adjusted. These liabilities are classified as amortised cost.

**Subsequent measurement**

Subsequent to initial recognition, these liabilities are measured at amortised cost using the effective interest method. These liabilities include borrowings and deposits.

**De-recognition of financial liabilities**

A financial liability is de-recognised when the obligation under the liability is discharged or cancelled or expired. When an existing financial liability is replaced by another from the same lender on substantially different terms, or on the terms of an existing liability are substantially modified, such an exchange or modification is treated as the de-recognition of the original liability and the recognition of a new liability. The difference in the respective carrying amounts is recognised in the statement of profit or loss.

**(c) Compound financial instrument**

Compound financial instrument are separated into liability and equity components based on the terms of the contract. On issuance of the said instrument, the liability component is arrived by discounting the gross sum at a market rate for an equivalent non-convertible instrument. This amount is classified as a financial liability measured at amortised cost until it is extinguished on conversion or redemption. The remainder of the proceeds is recognised as equity component of compound financial instrument. This is recognised and included in shareholders' equity, net of income tax effects, and not subsequently re-measured.

**(d) Financial guarantee contracts**

Financial guarantee contracts are those contracts that require a payment to be made to reimburse the holder for a loss it incurs because the specified party fails to make a payment when due in accordance with the terms of a debt instrument. Financial guarantee contracts are recognised initially as a liability at fair value, adjusted for transaction costs that are directly attributable to the issuance of the guarantee. Subsequently, the liability is measured at the higher of the amount of expected loss allowance determined as per impairment requirements of Ind-AS 109 and the amount recognised less cumulative amortization.

**(e) Impairment of financial assets**

The Company assesses on a forward looking basis the expected credit losses associated with its assets carried at amortised cost and FVOCI debt instruments. The impairment methodology applied depends on whether there has been a significant increase in credit risk.

Note 46 details how the Company determines whether there has been a significant increase in credit risk.

For trade receivables only, the Company applies the simplified approach permitted by Ind AS 109 Financial Instruments, which requires expected lifetime losses to be recognised from initial recognition of the receivables.

**(f) Offsetting of financial instruments**


Financial assets and financial liabilities are offset and the net amount is reported in the balance sheet if there is a currently enforceable legal right to offset the recognised amounts and there is an intention to settle on a net basis, to realize the assets and settle the liabilities simultaneously.

**(viii) Fair value measurement**

Fair value is the price that would be received to sell an asset or paid to transfer a liability in an orderly transaction between market participants at the measurement date. The fair value measurement is based on the presumption that the transaction to sell the asset or transfer the liability takes place either:

- In the principal market for the asset or liability, or
- In the absence of a principal market, in the most advantageous market for the asset or liability.

The fair value of an asset or a liability is measured using the assumptions that market participants would use when pricing the asset or liability, assuming that market participants act in their economic best interest.



Handwritten signatures and initials, including a large signature that appears to be "Ankur" and other smaller initials.

A fair value measurement of a non-financial asset takes into account a market participant's ability to generate economic benefits by using the asset in its highest and best use or by selling it to another market participant that would use the asset in its highest and best use.

The company uses valuation techniques that are appropriate in the circumstances and for which sufficient data are available to measure fair value, maximizing the use of relevant observable inputs:

- Level 1- Quoted (unadjusted) market prices in active markets for identical assets or liabilities
- Level 2- Valuation techniques for which the lowest level input that is significant to the fair value measurement is directly or indirectly observable
- Level 3- Valuation techniques for which the lowest level input that is significant to the fair value measurement is unobservable

For assets and liabilities that are recognized in the financial statements on a recurring basis, the Company determines whether transfer have occurred between levels in the hierarchy by re-assessing categorization (based on the lowest level input that is significant to the fair value measurement as a whole) at the end of each reporting period.

For the purpose of fair value disclosure, the Company has determined classes of assets and liabilities on the basis of nature, characteristics and risks of the asset or liability and the level of the fair value hierarchy as explained above.

**(ix) Inventories and Projects in progress**

**(a) Inventories**

(i) Building material and consumable stores are valued at lower of cost and net realisable value. Cost is determined on the basis of the 'First in First out' method.

(ii) Land is valued at lower of cost and net realisable value. Cost is determined on average method. Cost includes cost of acquisition and all related costs.

(iii) Construction work in progress is valued at lower of cost and net realisable value. Cost includes cost of materials, services and other related overheads related to project under construction.

(iv) Completed real estate project for sale is valued at lower of cost and net realizable value. Cost includes cost of land, materials, construction, services and other related overheads.

(v) Stock intrade is valued at lower of cost and net realisable value.

**(b) Projects in progress**

Projects in progress are valued at lower of cost and net realisable value. Cost includes cost of land, development rights, materials, construction, services, borrowing costs and other overheads relating to projects.

**(x) Foreign currency translation**

**(a) Functional and presentation currency**

The financial statements are presented in currency INR, which is also the functional currency of the Company.

**(b) Foreign currency transactions and balances**

- Foreign currency transactions are recorded at exchange rates prevailing on the date of respective transactions.
- Financial assets and financial liabilities in foreign currencies existing at balance sheet date are translated at year-end rates.
- Foreign currency translation differences related to acquisition of imported fixed assets are adjusted in the carrying amount of the related fixed assets. All other foreign currency gains and losses are recognized in the statement of profit and loss.

**(xi) Retirement benefits**

- Contributions payable by the Company to the concerned government authorities in respect of provident fund, family pension fund and employee state insurance are charged to the statement of profit and loss.
- The Company is having Group Gratuity Scheme with Life Insurance Corporation of India. Provision for gratuity is made based on actuarial valuation in accordance with Ind AS-19.
- Provision for leave encashment in respect of unavailed leave standing to the credit of employees is made on actuarial basis in accordance with Ind AS-19.
- Actuarial gains/losses resulting from re-measurements of the liability/asset are included in other comprehensive income.

**(xii) Provisions, contingent assets and contingent liabilities**

A provision is recognized when:

- the Company has a present obligation as a result of a past event;
- it is probable that an outflow of resources embodying economic benefits will be required to settle the obligation; and
- a reliable estimate can be made of the amount of the obligation.

A disclosure for a contingent liability is made when there is a possible obligation or a present obligation that may, but probably will not, require an outflow of resources. Where there is a possible obligation or a present obligation that the likelihood of outflow of resources is remote, no provision or disclosure is made.

**(xiii) Earnings per share**

Basic earnings per share are calculated by dividing the Net Profit for the year attributable to equity shareholders by the weighted average number of equity shares outstanding during the year.

For the purpose of calculating diluted earnings per share, the Net Profit for the year attributable to equity shareholders and the weighted average number of shares outstanding during the year are adjusted for the effects of all dilutive potential equity share.



Handwritten signatures and initials, including a large signature that appears to be 'Ankur' and other initials.



**(xiv) Lease**

The Company follows IND AS 116 for leases. In accordance with INDAS 116, The company recognises right of use assets representing its right to use the underlying asset for the lease term at the lease commencement date. The cost of right of use asset measured at inception shall comprise of the amount of the initial measurement of the lease liability adjusted for any lease payments made at or before commencement date less any lease incentive received plus any initial direct cost incurred and an estimate of cost to be incurred by lessee in dismantling and removing underlying asset or restoring the underlying asset or site on which it is located. The right of use asset is subsequently measured at cost less accumulated depreciation, accumulated impairment losses, if any, and adjusted for any re-measurement of lease liability. The right of use assets is depreciated using the Straight Line Method from the commencement date over the charter of lease term or useful life of right of use asset. The estimated useful life of right of use assets are determined on the same basis as those of Property, Plant and Equipment. Right of use asset are tested for impairment whenever there is any indication that their carrying amounts may not be recoverable. Impairment loss, if any, is recognised in Statement of Profit and Loss.

The company measures the lease liability at the present value of the lease payments that are not paid at the commencement date of lease. The lease payments are discounted using the interest rate implicit in the lease, if that rate can be readily determined. If that rate cannot be readily determined, the company uses incremental borrowing rate.

The lease liability is subsequently re-measured by increasing the carrying amount to reflect interest on lease liability, reducing the carrying amount to reflect the lease payments made and re-measuring the carrying amount to reflect any reassessment or lease modification or to reflect revised-in-substance fixed lease payments. The company recognises amount of re-measurement of lease liability due to modification as an adjustment to write off use asset and statement of profit and loss depending upon the nature of modification. Where the carrying amount of right of use assets is reduced to zero and there is further reduction in measurement of lease liability, the company recognises any remaining amount of the re-measurement in Statement of Profit and Loss.

The company has elected not to apply the requirements of INDAS 116 to short term leases of all assets that have a lease term of 12 months or less unless renewable on long term basis and leases for which the underlying asset is of low value. The lease payments associated with these leases are recognised as an expense over lease term.

**Company as a lessor**

Leases in which the Company does not transfer substantially all the risks and rewards of ownership of an asset are classified as operating leases. Rental income from operating lease is recognised on a straight-line basis over the term of the relevant lease. Initial direct costs incurred in negotiating and arranging an operating lease are added to the carrying amount of the leased asset and recognised over the lease term on the same basis as rental income. Contingent rents are recognised as revenue in the period in which they are earned. Fit-out rental income is recognised in the statement of profit and loss on accrual basis.

Leases are classified as finance leases when substantially all of the risks and rewards of ownership transfer from the Company to the lessee. Amounts due from lessees under finance leases are recorded as receivables at the Company's net investment in the leases. Finance lease income is allocated to accounting periods so as to reflect a constant periodic rate of return on the net investment outstanding in respect of the lease.

**(xv) Income Taxes**

i. Provision for current tax is made based on the tax payable under the Income Tax Act, 1961. Current income tax relating to items recognised outside profit and loss is recognised outside profit and loss (either in other comprehensive income or in equity)

ii. Deferred tax is recognised on temporary differences between the carrying amounts of assets and liabilities in the financial statements and the corresponding tax bases used in the computation of taxable profit.

Deferred tax liabilities and assets are measured at the tax rates that are expected to apply in the period in which the liability is settled or the asset realised, based on tax rates (and tax laws) that have been enacted or substantively enacted by the end of the reporting period. The carrying amount of Deferred tax liabilities and assets are reviewed at the end of each reporting period.

**(xvi) Cash and Cash Equivalent**

Cash and Cash equivalent in the balance sheet comprises cash at bank and cash on hand, demand deposits and short term deposits which are subject to an insignificant change in value.

The amendment to Ind AS-7 requires entities to provide disclosure of change in the liabilities arising from financing activities, including both changes arising from cash flows and non cash changes (such as foreign exchange gain or loss). The Company has provided information for both current and comparative period in cash flow statement.

**(xvii) Significant management judgement in applying accounting policies and estimation of uncertainty**

**(a) Significant management judgements**

When preparing the financial statements, management undertakes a number of judgements, estimates and assumptions about the recognition and measurement of assets, liabilities, income and expense.

**(b) Recoverability of advances/receivables**

At each balance sheet date, based on historical default rates observed over expected life, the management assesses the expected credit loss on outstanding receivables and advances.

**(c) Defined benefit obligation (DBO)**

Management's estimate of the DBO is based on a number of critical underlying assumptions such as standard rates of inflation, medical cost trends, mortality, discount rate and anticipation of future salary increases. Variation in these assumptions may significantly impact the DBO amount and the annual defined benefit expenses.

**(d) Provisions**

At each balance sheet date on the basis of management judgment, changes in facts and legal aspects, the Company assesses the requirement of provisions against the outstanding warranties and guarantees. However the actual future outcome may be different from this judgement.



**(e) Inventories**

Inventory is stated at the lower of cost and net realisable value (NRV).

NRV for completed inventory is assessed including but not limited to market conditions and prices existing at the reporting date and is determined by the Company based on net amount that it expects to realise from the sale of inventory in the ordinary course of business

NRV in respect of inventories under construction is assessed with reference to market prices (by referring to expected or recent selling price) at the reporting date less estimated costs to complete the construction, and estimated cost necessary to make the sale. The costs to complete the construction are estimated by management

**(f) Lease**

The Company evaluates if an arrangement qualifies to be a lease as per the requirements of INDAS 116. Identification of a lease requires significant judgement. The company uses significant judgement in assessing the lease term (including anticipated renewals) and the applicable discount rate.

The company determines the lease term as the non-cancellable period of lease, together with both periods covered by an option to extend the lease if the company is reasonably certain to exercise that option and periods covered by an option to terminate the lease if the company is reasonably certain not to exercise that option. In exercise whether the company is reasonably certain to exercise an option to extend a lease or to exercise an option to terminate the lease, it considers all relevant facts and circumstances that create an economic incentive for the company to exercise the option to extend the lease or to exercise the option to terminate the lease. The company revises lease term, if there is change in non-cancellable period of lease. The discount rate used is generally based on incremental borrowing rate.

**(g) Fair value measurements**

Management applies valuation techniques to determine the fair value of financial instruments (where active market quotes are not available) and non-financial assets. This involves developing estimates and assumptions consistent with how market participants would price the instrument / assets. Management bases its assumptions on observable data as far as possible but this may not always be available. In that case Management uses the best relevant information available. Estimated fair values may vary from the actual prices that would be achieved in an arm's length transaction at the reporting date.

**(h) Revenue from contracts with customers**

The Company has applied judgements that significantly affect the determination of the amount and timing of revenue from contracts with customers.

**(i) Classification of assets and liabilities into current and non-current**

The Management classifies assets and liabilities into current and non-current categories based on its operating cycle.

**(i) Recognition of deferred tax assets**

The extent to which deferred tax assets can be recognized is based on an assessment of the probability of the Company's future taxable income against which the deferred tax assets can be utilized.



R

*Handwritten signature*

*Handwritten signature*

**Note 1 : PROPERTY, PLANT AND EQUIPMENT**

(Rupees in Lakhs)

Particulars	Plant and Machinery	Office Equipments	Furniture and Fixtures	Vehicles	Computers	Total
<b>Gross carrying amount</b>						
<b>Balance as at 1 April 2022</b>	<b>89.02</b>	<b>35.78</b>	<b>24.64</b>	<b>181.84</b>	<b>27.31</b>	<b>358.59</b>
Additions	28.64	3.28	6.69	114.04	33.60	<b>186.25</b>
Disposals/ adjustments	(58.11)	(1.17)	-	47.85	(0.55)	<b>(11.98)</b>
<b>Balance as at March 31,2023</b>	<b>59.55</b>	<b>37.89</b>	<b>31.33</b>	<b>343.73</b>	<b>60.36</b>	<b>532.86</b>
<b>Balance as at 1 April 2023</b>	<b>59.55</b>	<b>37.89</b>	<b>31.33</b>	<b>343.73</b>	<b>60.36</b>	<b>532.86</b>
Additions	85.16	8.22	122.89	8.07	31.33	<b>255.67</b>
Disposals	(8.43)	(0.18)	-	-	-	<b>(8.61)</b>
<b>Balance as at March 31,2024</b>	<b>136.28</b>	<b>45.93</b>	<b>154.22</b>	<b>351.80</b>	<b>91.69</b>	<b>779.92</b>
<b>Accumulated depreciation</b>						
<b>Balance as at 1 April 2022</b>	32.12	19.72	17.05	44.26	6.02	<b>119.17</b>
Depreciation charge during the year	11.85	8.21	3.13	42.59	30.42	<b>96.20</b>
Disposals/ adjustments	(17.48)	(0.69)	-	49.49	(0.20)	<b>31.12</b>
<b>Balance as at March 31,2023</b>	<b>26.49</b>	<b>27.24</b>	<b>20.18</b>	<b>136.34</b>	<b>36.24</b>	<b>246.49</b>
<b>Balance as at 1 April 2023</b>	<b>26.49</b>	<b>27.24</b>	<b>20.18</b>	<b>136.34</b>	<b>36.24</b>	<b>246.49</b>
Depreciation charge during the period	12.33	6.30	9.37	66.64	24.09	<b>118.73</b>
Disposals	(3.15)	(0.17)	-	-	-	<b>(3.32)</b>
<b>Balance as at March 31,2024</b>	<b>35.67</b>	<b>33.37</b>	<b>29.55</b>	<b>202.98</b>	<b>60.33</b>	<b>361.90</b>
<b>Net carrying amount as at March 31,2024</b>	<b>100.61</b>	<b>12.56</b>	<b>124.67</b>	<b>148.82</b>	<b>31.36</b>	<b>418.02</b>
<b>Net carrying amount as at March 31,2023</b>	<b>33.06</b>	<b>10.65</b>	<b>11.15</b>	<b>207.39</b>	<b>24.12</b>	<b>286.37</b>

**Note: 1.1:**

(Rupees in Lakhs)

Particulars	Year ended March 31,2024	Year ended March 31,2023
Depreciation has been charged to		
- Cost of land,material consumed, construction & other related project cost (refer note 28)	12.33	11.85
- Statement of profit & loss(refer note 32)	106.40	84.35
<b>Total</b>	<b>118.73</b>	<b>96.20</b>

**Note 2 : OTHER INTANGIBLE ASSETS**

(Rupees in Lakhs)

Particulars	Software
<b>Balance as at 1 April 2022</b>	<b>0.92</b>
Additions	6.00
Disposals	-
<b>Balance as at March 31,2023</b>	<b>6.92</b>
<b>Balance as at 1 April 2023</b>	<b>6.92</b>
Additions	-
Disposals	-
<b>Balance as at March 31,2024</b>	<b>6.92</b>
<b>Accumulated Amortization</b>	
<b>Balance as at 1 April 2022</b>	<b>0.54</b>
Amortisation charge during the year	0.81
Disposals	-
<b>Balance as at March 31,2023</b>	<b>1.35</b>
<b>Balance as at 1 April 2023</b>	<b>1.35</b>
Amortisation charge during the year	1.63
Disposals	-
<b>Balance as at March 31,2024</b>	<b>2.98</b>
<b>Net carrying amount as at March 31,2024</b>	<b>3.94</b>
<b>Net carrying amount as at March 31,2023</b>	<b>5.57</b>

**Note 2.1:**

(Rupees in Lakhs)

Particulars	Year ended March 31,2024	Year ended March 31,2023
Amortization has been charged to		
- Statement of profit & loss(refer note 32)	1.63	0.81
<b>Total</b>	<b>1.63</b>	<b>0.81</b>

**Note 2.2 The estimated amortization for years subsequent to March 31,2024 are as under :**

(Rupees in Lakhs)

Year ending	Amortization Expense
March 31, 2025	1.63
March 31, 2026	1.50
March 31, 2027	0.81
<b>Total</b>	<b>3.94</b>



Handwritten signatures and initials.

**Note 3 : INVESTMENTS IN SUBSIDIARIES**

(Rupees in Lakhs)

Particulars	As at March 31,2024	As at March 31,2023
<b>Unquoted at cost,fully paid up</b>		
<b>Investment in Equity Instruments of Subsidiary Companies</b>		
10,000 (10,000) Equity shares of Anveshan Builders Private Limited of Rs 10 each	1.00	1.00
10,000 (10,000) Equity shares of Adesh Realcon Private Limited of Rs 10 each	1.00	1.00
10,000 (10,000) Equity shares of Navadip Developers Private Limited of Rs 10 each	1.00	1.00
10,000 (10,000) Equity shares of Abhas Realcon Private Limited of Rs 10 each	1.00	1.00
20,00,000 (20,00,000) Equity shares of Salvatore Infra Buildtech Limited of Rs 10 each	200.00	200.00
<b>Total</b>	<b>204.00</b>	<b>204.00</b>

Figures in bracket represent those of previous year

**Note 3.1**

(Rupees in Lakhs)

Particulars	As at March 31,2024	As at March 31,2023
Aggregate book value of unquoted investments in subsidiary Companies at amortized cost	204.00	204.00

**Note 4 :NON CURRENT OTHER FINANCIAL ASSETS**

(Rupees in Lakhs)

Particulars	As at March 31,2024	As at March 31,2023
(unsecured Considered good unless otherwise stated)		
Security Deposit	78.19	40.57
Bank Deposits with maturity of more than 12 months		
Pledged/under lien/earmarked	1,760.62	3,344.97
Interest accrued on bank deposits	13.78	22.72
<b>Total</b>	<b>1,852.59</b>	<b>3,408.26</b>

**Note 5 : DEFERRED TAX ASSETS - NET**

The movement on the deferred tax account is as follows:

(Rupees in Lakhs)

Particulars	As at March 31,2024	As at March 31,2023
At the beginning of the year	1,521.70	522.38
Credit/ (Charge) to statement of profit and loss	1,983.54	1,014.02
Credit/ (Charge) to Other comprehensive Income	5.29	(14.70)
<b>At the end of the year</b>	<b>3,510.53</b>	<b>1,521.70</b>

**Component of deferred tax assets :**

(Rupees in Lakhs)

Particulars	As at March 31,2024	As at March 31,2023
<b>Deferred Tax Assets</b>		
Unabsorbed depreciation and business losses	3,413.37	1,436.69
Expenses Allowed On Account Of Payment basis	68.91	56.16
Difference between book and tax base of property,plant and equipment	28.25	19.49
Others	-	9.36
<b>Total</b>	<b>3,510.53</b>	<b>1,521.70</b>

**Note 6 : NON CURRENT TAX ASSETS (NET)**

(Rupees in Lakhs)

Particulars	As at March 31,2024	As at March 31,2023
Direct tax refundable (Net of provisions)	91.43	52.28
<b>Total</b>	<b>91.43</b>	<b>52.28</b>

**Note 7 : OTHER NON CURRENT ASSETS**

(Rupees in Lakhs)

Particulars	As at March 31,2024	As at March 31,2023
Prepaid Expenses	127.44	109.37
<b>Total</b>	<b>127.44</b>	<b>109.37</b>

**Note 8 : INVENTORIES**

(Rupees in Lakhs)

Particulars	As at March 31,2024	As at March 31,2023
Building material consumables	299.71	167.31
Land	19,694.38	16,102.33
Completed Real Estate Projects	1,882.48	187.96
Project In Progress	50,781.31	52,188.51
<b>Total</b>	<b>72,657.88</b>	<b>68,646.11</b>

**Note 9 : TRADE RECEIVABLES**

(Rupees in Lakhs)

Particulars	As at March 31,2024	As at March 31,2023
(Unsecured Considered good unless stated otherwise)		
Considered Good	887.00	1,622.85
<b>Total</b>	<b>887.00</b>	<b>1,622.85</b>



Handwritten signatures and initials, including a large signature that appears to be 'Ankur' and other initials.

**Note 9.1: Ageing of Trade Receivables as at March 31, 2024 is as follows:**

(Rupees in Lakhs)

Particulars	Outstanding for following periods from due date of payment						Total
	Not Due	Less than 6 months	6 months -1 year	1-2 Years	2-3 Years	More than 3 Years	
Undisputed Trade Receivables - considered good	833.32	50.00	-	0.03	2.75	0.90	887.00
<b>Total</b>	<b>833.32</b>	<b>50.00</b>	<b>-</b>	<b>0.03</b>	<b>2.75</b>	<b>0.90</b>	<b>887.00</b>

**Ageing of Trade Receivables as at March 31, 2023 is as follows:**

(Rupees in Lakhs)

Particulars	Outstanding for following periods from due date of payment						Total
	Not Due	Less than 6 months	6 months -1 year	1-2 Years	2-3 Years	More than 3 Years	
Undisputed Trade Receivables - considered good	990.78	626.56	0.01	2.81	0.04	2.65	1,622.85
<b>Total</b>	<b>990.78</b>	<b>626.56</b>	<b>0.01</b>	<b>2.81</b>	<b>0.04</b>	<b>2.65</b>	<b>1,622.85</b>

**Note 9.3** Trade Receivable are non-interest bearing and generally on terms as per agreement/contract.**Note 10 : CASH AND CASH EQUIVALENTS**

(Rupees in Lakhs)

Particulars	As at March 31, 2024	As at March 31, 2023
Balances With Banks:-		
In current accounts	422.44	732.44
In deposit account with maturity of less than 3 months	180.00	-
Cheques, drafts on hand	140.47	-
Cash on hand	12.51	14.05
<b>Total</b>	<b>755.42</b>	<b>746.49</b>

**Note 11 : OTHER BANK BALANCES**

(Rupees in Lakhs)

Particulars	As at March 31, 2024	As at March 31, 2023
Bank Deposits with maturity of more than 3 months and less than 12 months		
Pledged/under lien/earmarked	2,126.37	3,409.80
<b>Total</b>	<b>2,126.37</b>	<b>3,409.80</b>

**Note 12 : OTHER FINANCIAL ASSETS-CURRENT**

(Rupees in Lakhs)

Particulars	As at March 31, 2024	As at March 31, 2023
(unsecured Considered good unless otherwise stated)		
Security Deposit	3.28	2.38
Interest accrued on deposits & others	3.36	31.22
<b>Advances Recoverable In Cash</b>		
-Holding /Subsidiary/Fellow subsidiary company	16,903.95	7,175.74
-Other	6,818.08	262.67
<b>Total</b>	<b>23,728.67</b>	<b>7,472.01</b>

**Note - 12.1****Particulars in respect of advances recoverable in cash from Holding/Subsidiary/Fellow Subsidiary Companies**

(Rupees in Lakhs)

Particulars	As at March 31, 2024	As at March 31, 2023
Omaxe Garv Buildtech Private Limited	6,712.31	6,724.50
Omaxe Limited	8,938.61	451.24
Anveshan Builders Private Limited	300.15	-
Abhas Realcon Private Limited	952.88	-
<b>Total</b>	<b>16,903.95</b>	<b>7,175.74</b>

**Note 12.2 Loans and advances to specified person**

(Rupees in Lakhs)

Type of Borrower	As at 31 March 31, 2024		As at 31 March 31, 2023	
	Amount of loan or advance in the nature of loan outstanding	Percentage to the total Loans and Advances in the nature of loans	Amount of loan or advance in the nature of loan outstanding	Percentage to the total Loans and Advances in the nature of loans
Related Parties	16,903.95	71.26%	7,175.74	96.47%



Handwritten signatures and initials, including a large signature and several smaller initials.

**Note 13 : OTHER CURRENT ASSETS**

(Rupees in Lakhs)

Particulars	As at	As at
	March 31,2024	March 31,2023
(Unsecured considered good unless otherwise stated)		
Advance against goods, services and others		
- Subsidiary/Fellow Subsidiary Companies	-	1,348.12
- Others	2,624.04	9,484.71
Security deposit against goods, services and other		
- Subsidiary company	4,048.00	-
Balance With Government / Statutory Authorities	2,033.50	1,499.99
Prepaid Expenses	83.11	75.12
<b>Total</b>	<b>8,788.65</b>	<b>12,407.94</b>

**Note - 13.1****Particulars in respect of advances against goods, services & others to subsidiary/fellow Subsidiary Companies**

(Rupees in Lakhs)

Particulars	As at	As at
	March 31,2024	March 31,2023
Anveshan Builders Private Limited	-	300.15
Abhas Realcon Private Limited	-	951.87
PP Devcon Private Limited	-	96.10
<b>Total</b>	<b>-</b>	<b>1,348.12</b>

**Note - 13.2****Particulars in respect of security deposit against goods, services & others to subsidiary**

(Rupees in Lakhs)

Particulars	As at	As at
	March 31,2024	March 31,2023
Salvatore Infra Buildtech Private Limited	4,048.00	-
<b>Total</b>	<b>4,048.00</b>	<b>-</b>



R

*Signature*

*Signature*

**Note 14 : EQUITY SHARE CAPITAL**

(Rupees in Lakhs)

Particulars	As at	
	March 31,2024	March 31,2023
<b>Authorised</b>		
38,000,000 (38,000,000) Equity Shares of Rs.10 Each	3,800.00	3,800.00
	<b>3,800.00</b>	<b>3,800.00</b>
<b>Issued, Subscribed &amp; Paid Up</b>		
38,000,000 (38,000,000) Equity Shares of Rs.10 Each fully Paid up	3,800.00	3,800.00
<b>Total</b>	<b>3,800.00</b>	<b>3,800.00</b>

Figures in bracket represent those of previous year

**Note - 14.1****Reconciliation of the shares outstanding at the beginning and at the end of the year**

Particulars	As at		As at	
	March 31,2024		March 31,2023	
	Number of shares	(Rupees in Lakhs)	Number of shares	(Rupees in Lakhs)
<b>Equity Shares of Rs. 10 each fully paid up</b>				
Shares outstanding at the beginning of the year	38,000,000	3,800.00	38,000,000	3,800.00
Shares Issued during the year	-	-	-	-
Shares bought back during the year	-	-	-	-
Shares outstanding at the end of the year	<b>38,000,000</b>	<b>3,800.00</b>	<b>38,000,000</b>	<b>3,800.00</b>

**Note - 14.2****Terms/rights attached to shares****Equity**

The company has only one class of equity shares having a par value of Rs 10/-per share. Each holder of equity shares is entitled to one vote per share.If new equity shares, issued by the company shall be ranked pari-passu with the existing equity shares. The company declares and pays dividend in Indian rupees. The dividend proposed if any by the Board of Directors is subject to the approval of the shareholders in the ensuing Annual General Meeting. In the event of liquidation of the company, the holders of equity shares will be entitled to receive remaining assets of the company, after distribution of all preferential amounts, if any in proportion to the number of equity shares held by the share holders.

**Note - 14.3****Shares held by holding company and subsidiaries of holding Company in aggregate**

Name of Shareholder	As at		As at	
	March 31,2024		March 31,2023	
	Number of shares	(Rupees in Lakhs)	Number of shares	(Rupees in Lakhs)
<b>Equity Shares</b>				
<b>Holding company</b>				
Omaxe Limited	38,000,000	3,800.00	28,500,000	2,850.00

**Note - 14.4****Detail of shareholders holding more than 5% shares in capital of the company**

Name of Shareholder	As at		As at	
	March 31,2024		March 31,2023	
	Number of shares	% of Holding	Number of shares	% of Holding
Omaxe Limited	38,000,000	100.00	28,500,000	75.00
Parmod Kumar	-	-	9,500,000	25.00

**Note - 14.5**

The company has not allotted any fully paid up shares pursuant to contract(s) without payment being received in cash.The company has neither allotted any fully paid up shares by way of bonus shares nor has bought back any class of shares since date of its incorporation.


**Note - 14.6****Shareholding of promoter**

Shares held by promoter as at March 31,2024

Promoter Name	Shares held by promoters				% Change during the year
	As at		As at		
	March 31,2024		March 31,2023		
	Number of shares	% of total shares	Number of shares	% of total shares	
Omaxe Limited	38,000,000	100.00	28,500,000	75.00	25.00
Parmod Kumar	-	-	9,500,000	25.00	(25.00)
<b>Total</b>	<b>38,000,000</b>	<b>100.00</b>	<b>38,000,000</b>	<b>100.00</b>	

Shares held by promoter as at March 31,2023

Promoter Name	Shares held by promoters				% Change during the year
	As at		As at		
	March 31,2023		March 31,2022		
	Number of shares	% of total shares	Number of shares	% of total shares	
Omaxe Limited	28,500,000	75.00	28,500,000	75.00	-
Parmod Kumar	9,500,000	25.00	9,500,000	25.00	-
<b>Total</b>	<b>38,000,000</b>	<b>100.00</b>	<b>38,000,000</b>	<b>100.00</b>	



Handwritten signatures and initials: R, [Signature], [Signature], [Signature]

**Note-15 : OTHER EQUITY**

(Rupees in Lakhs)

Particulars	As at March 31,2024	As at March 31,2023
<b>Reserve and Surplus</b>		
Retained earnings /(deficit)	(9,988.94)	(3,763.83)
<b>Other Comprehensive Income</b>		
Remeasurement of defined benefit obligation	(37.91)	(22.20)
<b>Total</b>	<b>(10,026.85)</b>	<b>(3,786.03)</b>

**Note-15.1 Movement of other equity is as follows:**

(Rupees in Lakhs)

Particulars	As at March 31,2024	As at March 31,2023
<b>(a) Retained earnings /(deficit)</b>		
As per last balance sheet	(3,763.83)	(1,108.72)
Add Profit/(Loss) for the year	(6,225.11)	(2,655.11)
<b>Total</b>	<b>(9,988.94)</b>	<b>(3,763.83)</b>
<b>(b) Remeasurement of defined benefit obligation</b>		
As per last balance sheet	(22.20)	(65.90)
Add Current Year Transfer	(15.71)	43.70
<b>Total</b>	<b>(37.91)</b>	<b>(22.20)</b>
<b>Total</b>	<b>(10,026.85)</b>	<b>(3,786.03)</b>

**Note 15.2 Nature and Purpose of Reserves****(a) Retained Earnings**

Represents surplus /(deficit) in statement of Profit and Loss accumulated upto the end of the financial year.

**(b) Remeasurement of Defined Benefit Obligation**

Represent actuarial gain or loss from remeasurements of the net defined benefit plans.

**Note 16 : BORROWINGS-NON CURRENT**

(Rupees in Lakhs)

Particulars	As at March 31,2024	As at March 31,2023
<b>Secured</b>		
<b>Term Loans</b>		
Banks	1,824.39	-
Vehicle Loans	63.78	104.84
<b>Unsecured</b>		
0% Compulsorily convertible debentures	3,240.00	3,240.00
<b>Total</b>	<b>5,128.17</b>	<b>3,344.84</b>

**Note - 16.1: Nature of security of long term borrowings are as under:**

(Rupees in Lakhs)

Particulars	Amount Outstanding		Current Maturities	
	As at March 31,2024	As at March 31,2023	As at March 31,2024	As at March 31,2023
<b>Secured</b>				
Term loan from banks are secured by equitable mortgage of project properties of the company/subsidiaries/ associates/ other companies and charge on receivable, material at site and work in progress as applicable. These loans are further secured by pledge of shares held by promoter companies and personal guarantee of director(s) of the Company and secured by corporate guarantee of subsidiaries / associates / promoters /other companies.	2,057.70	-	233.31	-
Vehicle loan are secured by hypothecation of the vehicles purchased there against	110.04	148.64	46.26	43.80
<b>Unsecured</b>				
Debentures are convertible into such number of equity shares of the company at the conversion price at the time of conversion as per applicable provisions of the Act & Rules.	3,240.00	3,240.00	-	-
Debentures are convertible into equity shares in 10 years from the deemed date of allotment of CCDs.				
<b>Total</b>	<b>5,407.74</b>	<b>3,388.64</b>	<b>279.57</b>	<b>43.80</b>
Less Current maturities of long term borrowing (refer note-21)	279.57	43.80	-	-
	<b>5,128.17</b>	<b>3,344.84</b>	<b>279.57</b>	<b>43.80</b>



*[Handwritten signature]*

*[Handwritten signature]*



**16.2 The year wise repayment schedule of long term borrowings :**

(Rupees in Lakhs)

Particulars	outstanding as at 31.03.2024	with in 1 year	Years wise repayment schedule		
			1 -2 year	2-3 year	More than 3 years
<b>Secured</b>					
<b>Term loans</b>					
Banks	2,057.70	233.31	260.84	854.85	708.70
Vehicle Loan	110.04	46.26	50.32	11.78	1.68
<u>Compulsorily convertible debentures</u>	<u>3,240.00</u>	-	-	-	<u>3,240.00</u>
<b>Total Long Term Borrowings</b>	<b>5,407.74</b>	<b>279.57</b>	<b>311.16</b>	<b>866.63</b>	<b>3,950.38</b>

**Note 16.3** The Company is regular in repayment of principal and interest to Bank as per stipulation and there are no defaults in repayment of principal and interest to any lender as at the balance sheet date.

**Note 16.4** The Company has not been declared as willful defaulter by any Bank or any Government Authorities.

**Note 16.5** The loans being taken by the Company during the year has been utilized for the purpose for which they were obtained.

**Note 16.6** Funds raised by the Company on short term loan have not been used for long term purposes

**Note 16.7** The Company has not raised any funds from Banks and from any other entity or person on account of or to meet the obligations of Subsidiaries /Joint Venture or Associates

**Note 16.8** No funds were raised during the year on pledge of securities held in its Subsidiaries, Joint Venture or Associates.

**Note 16.9** There are no charges or satisfaction of charges which are yet to be registered or satisfied beyond statutory period.

**Note 16.10** The Fully convertible debentures of Rs. 3,240 lakhs are due for conversion on 26-Feb-2033.



2  
Arun  
Ar

**Note 17 : NON CURRENT TRADE PAYABLES**

(Rupees in Lakhs)

Particulars	As at	As at
	March 31,2024	March 31,2023
<b>Total outstanding dues of micro enterprises and small enterprises :</b>		
Other Trade Payables due to micro enterprises and small enterprises	-	-
<b>Total (A)</b>	-	-
<b>Total outstanding dues of creditor other than micro enterprises and small enterprises</b>		
<b>Deferred Payment Liabilities</b>		
-In Respect Of Development & Other Charges To Be Paid On Deferred Credit Terms to authorities	1,693.90	5,196.53
<b>Total(B)</b>	<b>1,693.90</b>	<b>5,196.53</b>
<b>Total(A+B)</b>	<b>1,693.90</b>	<b>5,196.53</b>

**Note 17.1**

The non-current trade payables are payable after 31st March 2025, hence not due for payment as at 31st March, 2024, therefore ageing of non-current trade payable has not been given.

**Note 18 : NON CURRENT OTHER FINANCIAL LIABILITIES**

(Rupees in Lakhs)

Particulars	As at	As at
	March 31,2024	March 31,2023
Security deposits received	289.83	214.27
<b>Total</b>	<b>289.83</b>	<b>214.27</b>

**Note 19 : OTHER NON CURRENT LIABILITIES**

(Rupees in Lakhs)

Particulars	As at	As at
	March 31,2024	March 31,2023
Deferred Income	-	16.87
<b>Total</b>	<b>-</b>	<b>16.87</b>

**Note 20 : PROVISIONS-NON CURRENT**

(Rupees in Lakhs)

Particulars	As at	As at
	March 31,2024	March 31,2023
Leave Encashment	65.39	50.93
Gratuity	201.75	165.01
<b>Total</b>	<b>267.14</b>	<b>215.94</b>

**Note 21 : BORROWINGS-CURRENT**

(Rupees in Lakhs)

Particulars	As at	As at
	March 31,2024	March 31,2023
<b>Unsecured</b>		
Loan from director (repayable on demand)	5.00	5.00
Current maturities of long term borrowings (refer note no-16.1)	279.57	43.80
<b>Total</b>	<b>284.57</b>	<b>48.80</b>

**Note 22 : CURRENT TRADE PAYABLES**

(Rupees in Lakhs)

Particulars	As at	As at
	March 31,2024	March 31,2023
<b>Total outstanding dues of micro enterprises and small enterprises :</b>	174.04	76.78
Other Trade Payables due to micro enterprises and small enterprises		
<b>Total (A)</b>	<b>174.04</b>	<b>76.78</b>
<b>Total outstanding dues of creditor other than micro enterprises and small enterprises</b>		
<b>Deferred Payment Liabilities</b>		
-In Respect Of Development & Other charges to be paid on Deferred Credit Terms to authorities	4,167.38	5,798.54
<b>Other Trade Payables</b>		
- Others	4,410.52	1,483.99
<b>Total(B)</b>	<b>8,577.90</b>	<b>7,282.53</b>
<b>Total(A+B)</b>	<b>8,751.94</b>	<b>7,359.31</b>

**Note-22.1: Ageing of Trade Payables Outstanding as at March 31,2024 is as follows:**


(Rupees in Lakhs)

Particulars	Outstanding for following periods from due date of payments					Total
	Not Due	Less than 1 year	1-2 years	2-3 years	More than 3 years	
MSME	61.58	109.27	3.02	0.17	-	174.04
Others	6,996.17	1,416.41	49.10	102.08	14.14	8,577.90
<b>Total</b>	<b>7,057.75</b>	<b>1,525.68</b>	<b>52.12</b>	<b>102.25</b>	<b>14.14</b>	<b>8,751.94</b>

**Ageing of Trade Payables Outstanding as at March 31,2023 is as follows:**

(Rupees in Lakhs)

Particulars	Outstanding for following periods from due date of payments					Total
	Not Due	Less than 1 year	1-2 years	2-3 years	More than 3 years	
MSME	3.77	65.43	7.58	-	-	76.78
Others	4,289.78	2,786.15	154.12	23.85	28.63	7,282.53
<b>Total</b>	<b>4,293.55</b>	<b>2,851.58</b>	<b>161.70</b>	<b>23.85</b>	<b>28.63</b>	<b>7,359.31</b>



Handwritten signatures and initials.

**Note - 22.2**

The information as required to be disclosed under The Micro, Small and Medium Enterprises Development Act, 2006 ("the Act") has been determined to the extent such parties have been identified by the company, on the basis of information and records available.

Particulars	(Rupees in Lakhs)	
	As at March 31, 2024	As at March 31, 2023
the principal amount remaining unpaid to any supplier as at the end of each accounting year	174.04	76.78
the Interest due thereon remaining unpaid to supplier as at the end of each accounting year	2.37	4.35
Payment made to suppliers (other than interest) beyond appointed day during the year	190.32	265.81
the amount of interest paid by the buyer in terms of section 16, along with the amounts of the payment made to the supplier beyond the appointed day during each accounting year	-	-
the amount of interest due and payable for the period of delay in making payment (which have been paid but beyond the appointed date during the year) but without adding the interest specified under MSMED Act, 2006	7.15	3.65
the amount of interest accrued and remaining unpaid at the end of each accounting year, and	36.32	54.33
the amount of further interest remaining due and payable even in the succeeding years, until such date when the interest dues as above are actually paid to the small enterprise, for the purpose of disallowance as a deductible expenditure under section 23	(18.02)	(55.95)

**Note 23 : CURRENT OTHER FINANCIAL LIABILITIES**

Particulars	(Rupees in Lakhs)	
	As at March 31, 2024	As at March 31, 2023
Security deposit received	15.05	-
Interest accrued but not due on borrowings	11.70	0.70
Interest On Trade Payables	283.69	684.66
Due to Employees	171.82	137.30
Commitment Charges Payable	1,161.83	1,433.51
Audit Fees Payable	0.10	0.10
Book Overdraft	-	7.61
<b>Total</b>	<b>1,644.19</b>	<b>2,263.88</b>

**Note 24 : OTHER CURRENT LIABILITIES**

Particulars	(Rupees in Lakhs)	
	As at March 31, 2024	As at March 31, 2023
Statutory Dues Payable	263.20	242.81
Deferred Income	-	0.94
Advance from customers and others :		
From subsidiary companies/Fellow subsidiary companies	1,241.96	512.56
From Other Related Parties	1,320.02	1,156.65
From Others	100,488.64	79,299.41
<b>Total</b>	<b>103,313.82</b>	<b>81,212.37</b>

**Note - 25 : PROVISIONS- CURRENT**

Particulars	(Rupees in Lakhs)	
	As at March 31, 2024	As at March 31, 2023
Leave Encashment	1.39	1.39
Gratuity	3.84	4.58
<b>Total</b>	<b>5.23</b>	<b>5.97</b>



*[Handwritten signatures and initials]*

**Note 26 : REVENUE FROM OPERATIONS**

(Rupees in Lakhs)

Particulars	Year Ended	Year Ended
	March 31, 2024	March 31, 2023
Income From Real Estate Projects	3,818.46	10,787.64
Income from trading goods	40.38	56.28
Other Operating Income	557.09	342.82
<b>Total</b>	<b>4,415.93</b>	<b>11,186.74</b>

**Note 26.1 Timing of revenue recognition**

Revenue recognition at a point of time	4,241.69	10,787.64
Revenue recognition over a period of time	174.24	399.10
<b>Total</b>	<b>4,415.93</b>	<b>11,186.74</b>

**Note 26.2**

Disaggregation of revenue is as below:-

(Rupees in Lakhs)

Nature of Revenue	Year Ended March 31, 2024			Year Ended March 31, 2023		
	Operating Revenue	Other Operating Revenue	Total	Operating Revenue	Other Operating Revenue	Total
Real Estate Projects	3,818.46	16.98	3,835.44	10,787.64	18.11	10,805.75
Trading	40.38	-	40.38	56.28	-	56.28
Others	-	540.11	540.11	-	324.71	324.71
<b>Total</b>	<b>3,858.84</b>	<b>557.09</b>	<b>4,415.93</b>	<b>10,843.92</b>	<b>342.82</b>	<b>11,186.74</b>

**Note 26.3** While disclosing the aggregate amount of transaction price yet to be recognised as revenue towards unsatisfied (or partially satisfied) performance obligations, the Company has applied the practical expedient in Ind AS 115. The aggregate value of transaction price allocated to unsatisfied (or partially satisfied) performance obligations is Rs. 84,775.29 Lakhs( Rs. 86,918.85 lakhs previous year) which is expected to be recognised as revenue in the subsequent years, however revenue to be recognised in next one year is not ascertainable due to nature of industry in which company is operating.

**Note 26.4 Advance against unsatisfied(or partially satisfied) performance obligations;**

(Rupees in Lakhs)

Particulars	Year Ended March 31, 2024	Year Ended March 31, 2023
Advances at beginning of the year	80,968.62	74,103.70
Add: Advances received/re-group during the year (net)	26,497.93	18,051.66
Less: Revenue recognised during the year	4,415.93	11,186.74
<b>Advances at the end of the year</b>	<b>103,050.62</b>	<b>80,968.62</b>

**Note 26.5. Reconciliation of revenue recognised with the contracted price is as follows:**

(Rupees in Lakhs)

Particulars	Year Ended March 31, 2024	Year Ended March 31, 2023
Contracted price	4,677.81	11,910.53
Reduction towards variable consideration components	261.88	723.79
<b>Revenue recognized</b>	<b>4,415.93</b>	<b>11,186.74</b>

**Note 27 : OTHER INCOME**

(Rupees in Lakhs)

Particulars	Year Ended March 31, 2024	Year Ended March 31, 2023
<b>Interest Income</b>		
on banks	244.94	170.13
Others	4.13	1.80
Liabilities no longer required written back (net)	(3.44)	13.28
Profit/(loss) on sale of property, plant and equipment	1.39	0.81
Miscellaneous Income	18.12	12.25
Gain on financial assets/liabilities carried at fair value	(6.65)	0.94
<b>Total</b>	<b>258.49</b>	<b>199.21</b>



Handwritten signatures and initials, including a large signature and several initials.

**Note 28 : COST OF LAND, MATERIAL CONSUMED, CONSTRUCTION & OTHER RELATED PROJECT COST**

(Rupees in Lakhs)

Particulars	Year Ended	Year Ended
	March 31,2024	March 31,2023
<b>Inventory at the Beginning of The Year</b>		
Building materials and consumables	167.31	181.24
Land	16,102.33	15,852.21
	<b>16,269.64</b>	<b>16,033.45</b>
<b>Add: Incurred During The Year</b>		
Land, Development and Other Rights	4,597.94	15,005.54
Building materials purchased	2,228.02	1,369.15
Construction Cost-	3,637.60	2,880.23
Lease rent	50.18	-
Power & Fuel And Other Electrical Cost	111.16	46.91
Repairs and maintenance-plant and machinery	0.76	4.46
Rates and taxes	125.28	32.69
Employee cost	2,028.50	1,645.59
Administration expenses	654.08	671.45
Depreciation	12.33	11.85
Finance Cost	1,667.29	(1,257.29)
	<b>15,113.14</b>	<b>20,410.58</b>
<b>Less: Inventory at the End of The Year</b>		
Building materials and consumables	299.71	167.31
Land	19,694.38	16,102.33
	<b>19,994.09</b>	<b>16,269.64</b>
<b>Total</b>	<b>11,388.69</b>	<b>20,174.39</b>

**Note 29 : CHANGES IN INVENTORIES OF PROJECT IN PROGRESS & FINISHED STOCK**

(Rupees in Lakhs)

Particulars	Year Ended	Year Ended
	March 31,2024	March 31,2023
<b>Inventory at the Beginning of the Year</b>		
Completed real estate projects	187.96	-
Projects In Progress	52,188.51	46,548.95
	<b>52,376.47</b>	<b>46,548.95</b>
<b>Inventory at the End of the Year</b>		
Completed real estate projects	1,882.48	187.96
Projects In Progress	50,781.31	52,188.51
	<b>52,663.79</b>	<b>52,376.47</b>
<b>Changes In Inventory of Project in Progress &amp; Finished Stock</b>	<b>(287.32)</b>	<b>(5,827.52)</b>

**Note 30 : EMPLOYEE COST**

(Rupees in Lakhs)

Particulars	Year Ended	Year Ended
	March 31,2024	March 31,2023
Salaries, wages, allowances and bonus	1,957.11	1,683.06
Contribution to provident and other funds	23.78	22.32
Staff welfare expenses	27.14	22.65
	<b>2,008.03</b>	<b>1,728.03</b>
Less: Allocated to Projects	2,028.50	1,645.59
<b>Total</b>	<b>(20.47)</b>	<b>82.44</b>

**Note 31 : FINANCE COST**

(Rupees in Lakhs)

Particulars	Year Ended	Year Ended
	March 31,2024	March 31,2023
Interest on		
Term loan	329.72	4.90
Others	1,859.36	(1,373.85)
Other borrowing cost	83.03	-
Bank Charges	148.42	62.77
Finance Charge on compound financial instruments	(0.99)	0.21
	<b>2,419.54</b>	<b>(1,305.97)</b>
Less: Allocated to Projects	1,667.29	(1,257.29)
<b>Total</b>	<b>752.25</b>	<b>(48.68)</b>

**Note 32 : DEPRECIATION AND AMORTIZATION EXPENSES**

(Rupees in Lakhs)

Particulars	Year Ended	Year Ended
	March 31,2024	March 31,2023
Depreciation on property, plant & equipment	118.73	96.20
Amortization on Intangible Assets	1.63	0.81
<b>Total</b>	<b>120.36</b>	<b>97.01</b>
Less: Allocated to Projects	12.33	11.85
<b>Total</b>	<b>108.03</b>	<b>85.16</b>



Handwritten signatures and initials are present below the stamp, including a large signature that appears to be 'Anand' and several other initials.

**Note 33 : OTHER EXPENSES**

(Rupees in Lakhs)

Particulars	Year Ended March 31,2024	Year Ended March 31,2023
<b>Administrative Expenses</b>		
Short term Lease	18.02	25.81
Rates And Taxes	59.78	52.83
Insurance	1.85	6.61
Director's sitting fee	0.70	-
Repairs And Maintenance- Others	23.11	6.33
Royalty	10.00	5.00
Water & Electricity Charges	0.29	-
Vehicle Running And Maintenance	24.90	24.08
Travelling and conveyance	124.74	107.36
Legal And Professional Charges	254.59	343.10
Printing And Stationery	11.49	10.17
Postage, telephone & courier	14.24	18.91
Donation	11.48	28.50
Auditors' Remuneration	0.56	0.12
Bad Debts & advances written off	5.64	31.71
Miscellaneous Expenses	102.92	98.74
	<b>664.31</b>	<b>759.27</b>
Less: Allocated to Projects	654.08	671.45
	<b>10.23</b>	<b>87.82</b>
<b>Selling Expenses</b>		
Business Promotion	593.75	297.77
Commission	155.72	124.97
Advertisement and publicity	181.45	78.60
	<b>930.92</b>	<b>501.34</b>
<b>Total</b>	<b>941.15</b>	<b>589.16</b>



P

**Note 34 : TAX EXPENSES**

(Rupees in Lakhs)

Particulars	Year Ended	Year Ended
	March 31, 2024	March 31, 2023
<b>Tax expense comprises of:</b>		
Current tax	-	-
Current tax of earlier years	0.74	0.13
Deferred tax	(1,983.54)	(1,014.02)
	<b>(1,982.80)</b>	<b>(1,013.89)</b>

The major components of income tax expense and the reconciliation of expected tax expense based on the domestic effective tax rate of the Company at 25.168% and the reported tax expense in statement of profit and loss are as follows:

Particulars	Year Ended	Year Ended
	March 31, 2024	March 31, 2023
Accounting profit/(Loss) before tax	(8,207.91)	(3,669.00)
Applicable tax rate	25.168%	25.168%
Computed tax expense	(2,065.77)	(923.41)
<b>Tax effect comprises of :</b>		
Tax impact of disallowable expenses	32.08	22.80
Tax adjustment on account of adjustment of brought forward losses and others	2,033.69	900.61
<b>Current Tax (A)</b>	<b>-</b>	<b>-</b>
<b>Earlier year tax adjustment (B)</b>	<b>0.74</b>	<b>0.13</b>
<b>Deferred Tax Provisions</b>		
Increase in deferred tax assets on account of provisions, difference between book and tax base of property, plant & equipment and carried forward losses	(1,983.54)	(1,014.02)
<b>Total Deferred Tax Provisions (C)</b>	<b>(1,983.54)</b>	<b>(1,014.02)</b>
<b>Tax Expenses recognised in statement of Profit &amp; Loss(A+B+C)</b>	<b>(1,982.80)</b>	<b>(1,013.89)</b>
<b>Effective Tax Rate</b>	<b>-</b>	<b>-</b>

**Note 35 : EARNINGS PER SHARE**

(Rupees in Lakhs)

Particulars	Year Ended	Year Ended
	March 31, 2024	March 31, 2023
Profit/(Loss) attributable to equity shareholders (Amount in Lakhs)	(6,225.11)	(2,655.11)
Weighted average number of equity shares	38,000,000	38,000,000
Nominal value per share	10.00	10.00
<b>Earnings per equity share (in rupees)</b>		
Basic	(16.38)	(6.99)
Diluted	(16.38)	(6.99)

**Note 36 : CONTINGENT LIABILITIES AND COMMITMENTS**

(Rupees in Lakhs)

Particulars	As at	As at
	March 31, 2024	March 31, 2023
I Claims against the Company not acknowledged as debts (to the extent quantifiable)	16.90	-
II Corporate Guarantee- Amount outstanding in respect of Corporate Guarantee given on account of loan availed by Fellow Subsidiary company	33,132.19	-
III Income Tax	30,412.21	0.74
IV Bank guarantee in respect of the company	1,986.20	1,608.43
IV Bank guarantee given by holding company namely Omaxe Limited on our behalf	1.80	278.72
V The Company may be contingently liable to pay damages / interest in the process of execution of real estate and construction projects and for specific non-performance of certain agreements, the amount of which cannot presently be ascertained	Amount unascertainable	Amount unascertainable

**Note 37.** In the financial year ended 31 March 2022, search was initiated against the Company under section 132 of the Income Tax Act, 1961. During the financial year 2023-24 assessments were made and several notices of demand under section 156 of the Income Tax Act, 1961 were received. The company has already filed appeals before CIT(Appeals) disputing the demands so raised. Based on the decision of various appellate authorities, interpretation of relevant provision of the Income Tax Act, 1961 and on the basis of opinion from independent tax expert that the demands so raised will not be sustained on completion of the appellate proceedings. Accordingly, pending the decision by the appellate authorities, no provision of any potential liability has been made in the Financial Statements.

**Note 38: CORPORATE SOCIAL RESPONSIBILITY (CSR)**

The details of expenditure incurred on CSR are as under

(Rupees in Lakhs)

S. NO	Particulars	Year Ended March 31, 2024	Year Ended March 31, 2023
a.	The Gross amount required to be spent by the Company during the year as per section 135 of Companies Act 2013 read with Schedule VII	-	-
b.	Amount spent during the year on : i) Construction/acquisition of any assets ii) On Purpose other than (i) above	- -	- -
c.	Unspent Amount in CSR	-	-
d.	The breakup of expenses included in amount spent are as under Environment sustainability and ecological balance	-	-

**Note 38.1**

There are no unspent amounts requiring transfer to a fund specified in Schedule VII of Companies Act, 2013 within a period of six months of expiry of financial year in compliance with second proviso to Section 135 (5) of Companies Act, 2013.



Handwritten signatures and initials.


**Note 39 : EMPLOYEE BENEFIT OBLIGATIONS**

**1) Post-Employment Obligations - Gratuity**

The Company provides gratuity for employees in India as per the Payment of Gratuity Act, 1972. Employees who are in continuous service for a period of 5 years are eligible for gratuity. The amount of gratuity payable on retirement/termination is the employees' last drawn basic salary per month computed proportionately for 15 days salary multiplied by the number of years of service. For the funded plan the Company makes contributions to recognised funds in India. The Company does not fully fund the liability and maintains a target level of funding to be maintained over a period of time based on estimations of expected gratuity payments.

The amounts recognised in the Statement of Financial Position and the movements in the net defined benefit obligation over the year are as follows:

(Rupees in Lakhs)		
a. <b>Reconciliation of present value of defined benefit obligation and the fair value of plan assets</b>	<b>As at March 31, 2024</b>	<b>As at March 31, 2023</b>
Present value obligation as at the end of the year	205.59	169.59
Fair value of plan assets as at the end of the year	-	-
<b>Net liability (asset) recognized in balance sheet</b>	<b>205.59</b>	<b>169.59</b>
(Rupees in Lakhs)		
b. <b>Bifurcation of PBO at the end of year in current and non-current</b>	<b>As at March 31, 2024</b>	<b>As at March 31, 2023</b>
Current liability	3.84	4.58
Non-current liability	201.75	165.01
<b>Total</b>	<b>205.59</b>	<b>169.59</b>
(Rupees in Lakhs)		
c. <b>Expected contribution for the next annual reporting period</b>	<b>As at March 31, 2024</b>	<b>As at March 31, 2023</b>
Service Cost	49.89	36.42
Net Interest Cost	14.84	12.48
<b>Expected Expenses for the next annual reporting period</b>	<b>64.73</b>	<b>48.90</b>
(Rupees in Lakhs)		
d. <b>Changes in defined benefit obligation</b>	<b>As at March 31, 2024</b>	<b>As at March 31, 2023</b>
Present value obligation as at the beginning of the year	169.59	156.47
Interest cost	12.48	11.23
Past Service Cost including curtailment Gains/Losses	-	-
Service cost	35.12	27.67
Benefits paid	-	-
Actuarial loss/(gain) on obligations	(11.60)	(25.78)
<b>Present value obligation as at the end of the year</b>	<b>205.59</b>	<b>169.59</b>
(Rupees in Lakhs)		
e. <b>Amount recognized in the statement of profit and loss</b>	<b>As at March 31, 2024</b>	<b>As at March 31, 2023</b>
Current service cost	35.12	27.67
Past service cost including curtailment Gains/Losses	-	-
Net Interest cost	12.48	11.23
<b>Amount recognised in the statement of profit and loss</b>	<b>47.60</b>	<b>38.90</b>
(Rupees in Lakhs)		
f. <b>Other Comprehensive Income</b>	<b>As at March 31, 2024</b>	<b>As at March 31, 2023</b>
Net cumulative unrecognized actuarial gain/(loss) opening	(63.45)	(89.24)
Actuarial gain/(loss) on PBO	11.60	25.79
Actuarial gain/(loss) for the year on Asset	-	-
<b>Unrecognised actuarial gain/(loss) at the end of the year</b>	<b>(51.85)</b>	<b>(63.45)</b>



*[Handwritten signatures and initials]*



<b>a. Economic Assumptions</b>	<b>As at March 31, 2024</b>	<b>As at March 31, 2023</b>
Discount rate	7.36%	7.36%
Future salary increase	6.00%	6.00%

<b>h. Demographic Assumptions</b>	<b>As at March 31, 2024</b>	<b>As at March 31, 2023</b>
Retirement Age (Years)	58	58
Mortality rates inclusive of provision for disability	100% of IALM (2012-14)	100% of IALM (2012-14)
Ages	Withdrawal Rate	Withdrawal Rate
	(%)	(%)
Up to 30 Years	3.00	3.00
From 31 to 44 Years	2.00	2.00
Above 44 Years	1.00	1.00

(Rupees in Lakhs)

<b>i. Sensitivity analysis for gratuity liability</b>	<b>As at March 31, 2024</b>	<b>As at March 31, 2023</b>
<b>Impact of the change in discount rate</b>		
Present value of obligation at the end of the year	205.59	169.59
a) Impact due to increase of 0.50 %	(11.75)	(9.69)
b) Impact due to decrease of 0.50 %	12.82	10.57

(Rupees in Lakhs)

<b>i. Impact of the change in salary increase</b>	<b>As at March 31, 2024</b>	<b>As at March 31, 2023</b>
Present value of obligation at the end of the year	205.59	169.59
a) Impact due to increase of 0.50%	11.46	9.36
b) Impact due to decrease of 0.50 %	(10.64)	(8.71)

(Rupees in Lakhs)

<b>k. Maturity Profile of Defined Benefit Obligation</b>	<b>As at March 31, 2024</b>	<b>As at March 31, 2023</b>
Year		
0 to 1 year	3.84	4.58
1 to 2 year	6.43	2.75
2 to 3 year	3.26	8.74
3 to 4 year	10.01	2.83
4 to 5 year	26.54	7.25
5 to 6 year	3.69	23.34
6 Year onward	151.82	120.10

<b>l. The major categories of plan assets are as follows: (As Percentage of total Plan Assets)</b>	<b>As at March 31, 2024</b>	<b>As at March 31, 2023</b>
Funds Managed by Insurer	-	-

## 2) Leave Encashment

Provision for leave encashment in respect of unavailed leaves standing to the credit of employees is made on actuarial basis. The Company does not maintain any fund to pay for leave encashment

## 3) Defined Contribution Plans

The Company also has defined contribution plan i.e. contributions to provident fund in India for employees. The Company makes contribution to statutory fund in accordance with Employees Provident Fund and Misc. Provision Act, 1952. This is post employment benefit and is in the nature of defined contribution plan. The contributions are made to registered provident fund administered by the government. The provident fund contribution charged to statement of profit & loss for the year ended 31 March, 2024 amount to Rs. 22.87 Lakhs (PY Rs. 21.35 Lakhs).



*[Handwritten signatures and initials]*

**Note 40. LEASES**

Short Term Lease Payment debited to Statement of Profit and Loss Account Rs. 18.02 Lakhs (Previous year Rs 25.81 Lakhs) pertaining to short term lease arrangement for a period of less than one year.

**Note 41 : AUDITOR'S REMUNERATION**

(Rupees in Lakhs)

Particulars	Year Ended March 31,2024	Year Ended March 31,2023
Audit fees	0.10	0.10
Certification Charges	0.46	0.02
<b>Total</b>	<b>0.56</b>	<b>0.12</b>

**Note 42: SEGMENT INFORMATION**

In line with the provisions of Ind AS 108 - Operating Segments and on the basis of review of operations being done by the management of the Company, the operations of the Company falls under real estate business, which is considered to be the only reportable segment by management.

(Rupees in Lakhs)

Revenue from operations	Year Ended March 31,2024	Year Ended March 31,2023
Within India	4,415.93	11,186.74
Outside India	-	-
<b>Total</b>	<b>4,415.93</b>	<b>11,186.74</b>

None of the non- current assets are held outside India.

No single customer represents 10% or more of Company 's total revenue for the year ended 31st March,2024 ( 31st March,2023)

**Note 43 :** Some of the balances of trade receivables, trade payables, advances given and taken from others are subject to reconciliation and confirmation from respective parties. The balance of said trade receivables, trade payables and advances are taken as shown by the books of accounts. The ultimate outcome of such reconciliation and confirmation cannot presently be determined, therefore, no provision has been made for any loss that may result out of such reconciliation and confirmation in the financial statement.

Advances given to others includes advances given against goods/services which takes substantial period of time to conclude. In the opinion of management , these advances are in accordance with normal trade practices in Real Estate Business and are not loans or advances in the nature of loans, hence classified accordingly.

**Note 44.** The company is having accumulated losses to the tune of Rs 10,026.85 Lakhs (P.Y Rs. 3,786.03 Lakhs) resulting full erosion of net worth of the company. The holding company is supporting the cash flows of the company and there is no plan to liquidate the company. The management is looking for good business opportunity to the company. Keeping in mind the intention and commitment of management, the accounts of the company have been prepared on going concern basis.



Handwritten signatures and initials, including a large signature and the initials 'C/S'.

**Note 45 : FAIR VALUE MEASUREMENTS**

**(i) Financial Assets and Liabilities by category**

(Rupees in Lakhs)

Particulars	Note	As at	
		March 31, 2024	March 31, 2023
<b>Financial Assets</b>			
<b>Non Current</b>			
<b>At Amortised Cost</b>			
Other Financial Assets	4	1,852.59	3,408.26
<b>Current</b>			
Trade Receivables	9	887.00	1,622.85
Cash & Cash Equivalents	10	755.42	746.49
Other Bank Balances	11	2,126.37	3,409.80
Other Financial Assets	12	23,728.67	7,472.01
<b>Total Financial Assets</b>		<b>29,350.05</b>	<b>16,659.41</b>
<b>Financial Liabilities</b>			
<b>At Amortised Cost</b>			
<b>Non-current liabilities</b>			
Borrowings	16	5,128.17	3,344.84
Trade Payables	17	1,693.90	5,196.53
Other Financial Liabilities	18	289.83	214.27
<b>Current Liabilities</b>			
Borrowings	21	284.57	48.80
Trade Payables	22	8,751.94	7,359.31
Other Financial Liabilities	23	1,644.19	2,263.88
<b>Total Financial Liabilities</b>		<b>17,792.60</b>	<b>18,427.63</b>

Investment in subsidiaries and associates are measured at cost as per Ind AS 27, 'Separate financial statements'.

**(ii) Fair value of financial assets and liabilities measured at amortised cost**

(Rupees in Lakhs)

Particulars	As at		As at	
	March 31, 2024		March 31, 2023	
	Carrying Amount	Fair Value	Carrying Amount	Fair Value
<b>Financial Assets</b>				
<b>Non Current</b>				
Other Financial Assets	1,852.59	1,852.59	3,408.26	3,408.26
<b>Current</b>				
Trade Receivables	887.00	887.00	1,622.85	1,622.85
Cash & Cash Equivalents	755.42	755.42	746.49	746.49
Other Bank Balances	2,126.37	2,126.37	3,409.80	3,409.80
Other Financial Assets	23,728.67	23,728.67	7,472.01	7,472.01
<b>Total Financial Assets</b>	<b>29,350.05</b>	<b>29,350.05</b>	<b>16,659.41</b>	<b>16,659.41</b>
<b>Financial Liabilities</b>				
<b>Non-current liabilities</b>				
Borrowings	5,128.17	5,128.17	3,344.84	3,344.84
Trade Payables	1,693.90	1,693.90	5,196.53	5,196.53
Other Financial Liabilities	289.83	289.83	214.27	214.27
<b>Current Liabilities</b>				
Borrowings	284.57	284.57	48.80	48.80
Trade Payables	8,751.94	8,751.94	7,359.31	7,359.31
Other Financial Liabilities	1,644.19	1,644.19	2,263.88	2,263.88
<b>Total Financial Liabilities</b>	<b>17,792.60</b>	<b>17,792.60</b>	<b>18,427.63</b>	<b>18,427.63</b>

For short term financial assets and liabilities carried at amortized cost, the carrying value is reasonable approximation of fair value.



*[Handwritten signatures and initials]*

**Note 46 : RISK MANAGEMENT**

The Company's activities expose it to market risk, liquidity risk and credit risk. The management has the overall responsibility for the establishment and oversight of the Company's risk management framework. This note explains the sources of risk which the entity is exposed to and how the entity manages the risk and the related impact in the financial statements.

**Credit risk**

Credit risk is the risk that a counterparty fails to discharge its obligation to the Company. The Company's exposure to credit risk is influenced mainly by cash and cash equivalents, trade receivables and financial assets measured at amortised cost. The Company continuously monitors defaults of customers and other counterparties and incorporates this information into its credit risk controls.

**Credit risk management****Credit risk rating**

The Company assesses and manages credit risk of financial assets based on following categories arrived on the basis of assumptions, inputs and factors specific to the class of financial assets.

A: Low credit risk on financial reporting date

B: Moderate credit risk

C: High credit risk

The Company provides for expected credit loss based on the following:

Credit risk	Basis of categorisation	Provision for expected credit loss
Low credit risk	Cash and cash equivalents, other bank balances	12 month expected credit loss
Moderate credit risk	Trade receivables and other financial assets	Life time expected credit loss or 12 month expected credit loss

Based on business environment in which the Company operates, a default on a financial asset is considered when the counter party fails to make payments within the agreed time period as per contract. Loss rates reflecting defaults are based on actual credit loss experience and considering differences between current and historical economic conditions.

Assets are written off when there is no reasonable expectation of recovery, such as a debtor declaring bankruptcy or a litigation decided against the Company. The Company continues to engage with parties whose balances are written off and attempts to enforce repayment. Recoveries made are recognised in the statement of profit and loss.

(Rupees in Lakhs)

Credit rating	Particulars	As at	As at
		March 31, 2024	March 31, 2023
A: Low credit risk	Cash and cash equivalents and other bank balances	4,659.55	7,555.20
B: Moderate credit risk	Trade receivables and other financial assets	24,690.50	9,104.21

**Liquidity risk**

Liquidity risk is the risk that the Company will encounter difficulty in meeting the obligations associated with its financial liabilities that are settled by delivering cash or another financial asset. The Company's approach to managing liquidity is to ensure as far as

Management monitors rolling forecasts of the liquidity position and cash and cash equivalents on the basis of expected cash flows. The Company takes into account the liquidity of the market in which the entity operates.

**Maturities of financial liabilities**

The tables below analyse the financial liabilities into relevant maturity pattern based on their contractual maturities.

(Rupees in Lakhs)

Particulars	Less than 1 year	1 - 2 years	2 - 3 years	3 - 6 years	More than 6 years	Total	Carrying Amount
<b>As at March 31, 2024</b>							
Long Term Borrowings	286.23	311.16	866.63	721.96	3,240.00	5,425.98	5,407.74
Short Term Borrowings	5.00	-	-	-	-	5.00	5.00
Trade Payables	8,751.94	1,693.90	-	-	-	10,445.84	10,445.84
Other Financial Liabilities	1,644.19	-	-	-	289.83	1,934.02	1,934.02
<b>Total</b>	<b>10,687.36</b>	<b>2,005.05</b>	<b>866.63</b>	<b>721.96</b>	<b>3,529.83</b>	<b>17,810.84</b>	<b>17,792.60</b>
<b>As at March 31, 2023</b>							
Long Term Borrowings	43.80	45.20	49.15	10.49	3,240.00	3,388.64	3,388.64
Short Term Borrowings	5.00	-	-	-	-	5.00	5.00
Trade Payables	7,359.31	3,502.63	1,693.90	-	-	12,555.84	12,555.84
Other Financial Liabilities	2,263.88	-	-	-	214.27	2,478.15	2,478.15
<b>Total</b>	<b>9,671.99</b>	<b>3,547.83</b>	<b>1,743.05</b>	<b>10.49</b>	<b>3,454.27</b>	<b>18,427.63</b>	<b>18,427.63</b>



*[Handwritten signatures and initials]*

**Market risk**  
**Interest Rate risk**

The Company's policy is to minimise interest rate cash flow risk exposures on long-term financing. At 31 March the Company is exposed to changes in market interest rates through bank borrowings at variable interest rates. Other borrowings are at fixed interest rates.

Company's exposure to interest rate risk on borrowings is as follows :

Particulars	(Rupees in Lakhs)	
	As at March 31, 2024	As at March 31, 2023
Variable rate	2,057.70	-
Fixed rate	3,355.04	3,393.64
<b>Total</b>	<b>5,412.74</b>	<b>3,393.64</b>

The following table illustrates the sensitivity of profit and equity to a possible change in interest rates of +/- 1% (31 March 2024: +/- 1%; 31 March 2023: +/- 1%;). These changes are considered to be reasonably possible based on observation of current market conditions. The calculations are based on a change in the average market interest rate for each period, and the financial instruments held at each reporting date that are sensitive to changes in interest rates. All other variables are held constant.

Particulars	(Rupees in Lakhs)	
	Profit for the year +1%	Profit for the year -1%
March 31, 2024	7.70	(7.70)
March 31, 2023	-	-

**Note 47 : CAPITAL MANAGEMENT POLICIES**

**(a) Capital Management**

The Company's capital management objectives are to ensure the Company's ability to continue as a going concern as well as to provide an adequate return to shareholders by pricing products and services commensurately with the level of risk.

The Company monitors capital on the basis of the carrying amount of equity plus its subordinated loan, less cash and cash equivalents as presented on the face of the statement of financial position and cash flow hedges recognised in other comprehensive income.

The Company manages its capital structure and makes adjustments to it in the light of changes in economic conditions and the risk characteristics of the underlying assets. In order to maintain or adjust the capital structure, the Company may adjust the amount of dividends paid to shareholders, return capital to shareholders or issue new shares. The amounts managed as capital by the Company are summarised as follows:

Particulars	(Rupees in Lakhs)	
	As at March 31, 2024	As at March 31, 2023
Long term borrowings	5,407.74	3,388.64
Short term borrowings	5.00	5.00
Less: Cash and cash equivalents	(755.42)	(746.49)
<b>Net debt</b>	<b>4,657.32</b>	<b>2,647.15</b>
Total equity	(6,226.85)	13.97
<b>Net debt to equity ratio</b>	<b>-</b>	<b>189.48</b>



R  
A  
D  
J

## **Note 48 :RELATED PARTIES DISCLOSURES**

A. Related Parties are classified as :

### **a) Ultimate Holding company**

1. Guild Builders Private Limited

### **b) Holding Company**

1. Omaxe Limited

### **c) Fellow Subsidiary Companies / Subsidiary of fellow Subsidiary company**

1. Atulah Contractors and Constructions Private Limited
2. Omaxe Garv Buildtech Private Limited
3. Hartal Builders and Developers Private Limited
4. Jagdamba Contractors and Builders Limited
5. Omaxe Forest Spa and Hills Developers Limited
6. Omaxe Heritage Private Limited
7. Omaxe New Chandigarh Developers Private Limited
8. Omaxe Pancham Realcon Private Limited
9. PP Devcon Private Limited
10. Omaxe India Trade Centre Private Limited
11. Bhanu Infrabuild Private Limited
12. World Street Sports Center Limited
13. Omaxe Buildwell Limited
14. Omaxe Buildhome Limited
15. FBD Real Grow Private Limited (w.e.f 1.12.2023)

### **d) Subsidiary Companies**

1. Adesh Realcon Private Limited
2. Anveshan Builders Private Limited
3. Abhas Realcon Private Limited
4. Navadip Developers Private Limited
5. Salvatore Infra Buildtech Limited (w.e.f. 18.03.2023)

### **e) Entities over which key managerial personnel and/or their relatives exercise significant control**

1. DVM Realtors Private Limited

### **f) Entities over which key managerial personnel and/or their relatives exercise significant influence**

1. B D Agarwal Securities Private Limited
2. Buildwell Builders Private Limited

### **g) Key Managerial Personnel/ Promoters**

1. Rohtas Goel
2. Parmod Kumar (upto 06.12.2023)

### **h) Relatives of Key Managerial Personnel/Promoters**

1. Nupur Gupta (upto 06.12.2023)
2. Himanshu Gupta (upto 06.12.2023)
3. Divya Gupta (upto 06.12.2023)

### **i) Associate of holding company**

1. Omaxe Be Together Ghaziabad Busport Private Limited
2. FBD Real Grow Private Limited(upto 30.11.2023)




2

*Handwritten signature*

*Handwritten initials*

<b>(B) SUMMARY OF TRANSACTION DURING THE YEAR WITH RELATED PARTIES :</b>									
Nature of Transactions	Year ended	Holding Company/ Fellow Subsidiaries/ Fellow Subsidiaries of Fellow Subsidiaries Company		Subsidiaries	Associate Company	Entities over which key managerial personnel and/or their relatives exercise significant control	Entities over which key managerial personnel and/or their relatives exercise significant influence	Key Managerial Personnel & Relatives of Key Managerial Personnel	Total
1	Income from trading goods	31 March 2024	29.17	-	-	-	-	-	29.17
2	Sale of property, plant and equipment	31 March 2023	26.58	-	-	-	-	-	26.58
		31 March 2024	6.59	-	-	-	-	-	6.59
3	Lease rent received	31 March 2024	41.32	-	-	-	-	-	41.32
4	Purchase of property, plant and equipment	31 March 2023	0.36	-	0.36	-	-	-	0.72
		31 March 2024	70.15	-	-	-	-	-	70.15
5	Building material purchases	31 March 2023	27.17	-	-	-	-	-	27.17
		31 March 2024	15.19	-	-	-	-	-	15.19
6	Royalty Paid	31 March 2024	42.16	-	-	-	-	10.00	10.00
7	Bank Guarantee Commission paid	31 March 2023	0.07	-	-	-	-	5.00	5.00
		31 March 2024	47.16	-	-	-	-	0.07	0.07
8	Share of Customer Advance as per revenue share agreement	31 March 2023	-	174.33	-	-	-	-	174.33
		31 March 2024	-	2,152.61	-	-	-	73.73	2,152.61
9	Remuneration	31 March 2023	-	-	-	-	-	93.00	93.00
10	Bank guarantees matured	31 March 2023	276.92	-	-	-	-	-	276.92
		31 March 2024	155.43	-	-	-	-	-	155.43
11	Investment Made	31 March 2023	-	200.00	-	-	-	-	200.00
		31 March 2024	13,355.56	2,764.49	0.02	-	1,320.00	-	17,440.07
12	Advance received /refund	31 March 2023	20,049.23	192.00	1,401.64	-	-	-	22,692.27
		31 March 2024	22,164.22	2,937.50	-	1,049.40	-	-	25,101.72
13	Advance Paid	31 March 2023	13,993.94	-	467.57	-	-	-	14,461.51
		31 March 2024	-	-	-	-	84.80	-	84.80
14	Commitment charges	31 March 2023	-	-	-	-	-	-	-
15	Security deposit given	31 March 2024	-	4,048.00	-	-	-	-	4,048.00
16	Issue of Compulsorily convertible debentures	31 March 2023	3,240.00	-	-	-	-	-	3,240.00
<b>S.N</b>	<b>Nature of Transactions</b>	<b>Year ended</b>	<b>Holding Company/ Fellow Subsidiaries/ Fellow Subsidiaries of Fellow Subsidiaries Company</b>	<b>Subsidiaries</b>	<b>Associate Company</b>	<b>Entities over which key managerial personnel and/or their relatives exercise significant control</b>	<b>Entities over which key managerial personnel and/or their relatives exercise significant influence</b>	<b>Key Managerial Personnel &amp; Relatives of Key Managerial Personnel</b>	<b>Total</b>
<b>Closing Balances</b>									
1	Advances recoverable	31 March 2024	15,650.92	1,253.03	-	-	-	-	16,903.95
		31 March 2023	7,271.84	1,252.02	-	-	-	-	8,523.86
2	Security against goods & services	31 March 2024	-	4,048.00	-	-	-	-	4,048.00
3	Loan received	31 March 2023	-	-	-	-	-	5.00	5.00
		31 March 2024	727.84	514.14	-	-	1,320.00	5.00	5.00
4	Advances/balance outstanding	31 March 2023	0.75	511.81	-	-	-	-	2,561.98
		31 March 2024	1,080.09	-	1,156.65	-	-	6.72	1,675.93
5	Bank guarantees	31 March 2023	1,357.01	-	-	-	-	-	1,080.09
		31 March 2024	-	-	-	-	-	-	1,357.01
6	Royalty	31 March 2023	-	-	-	-	-	10.80	10.80
7	Interest Payable	31 March 2024	-	-	-	-	17.83	-	17.83
8	Borrowings- Compulsorily Convertible Debentures	31 March 2024	3,240.00	-	-	-	-	-	3,240.00
		31 March 2023	3,240.00	-	-	-	-	-	3,240.00



*[Handwritten signature]*

**(C) DISCLOSURE IN RESPECT OF RELATED PARTY TRANSACTIONS**

S.N	Particular	Relationship	(Rupees in Lakhs)	
			Year ended March 31, 2024	Year ended March 31, 2023
<b>1</b>	<b>Income from trading goods</b>			
	Omaxe Limited	Holding Company	2.49	9.35
	Atulah Contractors and Constructions Private Limited	Fellow Subsidiary	3.33	0.35
	Hartal Builders and Developers Private Limited	Fellow Subsidiary	11.11	12.01
	Omaxe New Chandigarh Developers Private Limited	Fellow Subsidiary	-	4.33
	Omaxe Forest Spa and Hills Developers Limited	Fellow Subsidiary	0.45	0.34
	Omaxe Garv Buildtech Private Limited	Fellow Subsidiary	-	0.09
	Omaxe Buildhome Limited	Fellow Subsidiary	11.79	-
	Omaxe Pancham Realcon Private Limited	Fellow Subsidiary	-	0.11
<b>2</b>	<b>Sale of property, plant and equipment</b>			
	Omaxe Limited	Holding Company	6.59	38.82
	World Street Sports Center Limited	Fellow Subsidiary	-	2.50
<b>3</b>	<b>Lease rent received</b>			
	Hartal Builders and Developers Private Limited	Fellow Subsidiary	-	0.36
	FBD Real Grow Private Limited (upto 30.11.2023)	Associate Company	-	0.36
<b>4</b>	<b>Purchase of property, plant and equipment</b>			
	Omaxe Limited	Holding Company	60.48	13.70
	Jaqdamba Contractors and Builders Limited	Fellow Subsidiary	7.02	12.89
	Omaxe Forest Spa and Hills Developers Limited	Fellow Subsidiary	0.23	0.05
	Atulah Contractors and Constructions Private Limited	Fellow Subsidiary	0.93	0.18
	Omaxe Heritage Private Limited	Fellow Subsidiary	1.27	0.35
	Worldstreet Sports Center Limited	Fellow Subsidiary	0.22	-
<b>5</b>	<b>Building material purchases</b>			
	Omaxe Limited	Holding Company	3.94	11.21
	Atulah Contractors and Constructions Private Limited	Fellow Subsidiary	7.53	8.10
	Omaxe Buildhome Limited	Fellow Subsidiary	0.09	-
	Omaxe Heritage Private Limited	Fellow Subsidiary	1.25	-
	Worldstreet Sports Center Limited	Fellow Subsidiary	1.91	-
	Omaxe Garv Buildtech Private Limited	Fellow Subsidiary	-	0.30
	Jaqdamba Contractors and Builders Limited	Fellow Subsidiary	-	1.47
	Omaxe New Chandigarh Developers Private Limited	Fellow Subsidiary	-	0.76
	Omaxe Forest Spa and Hills Developers Limited	Fellow Subsidiary	0.47	1.05
	Hartal Builders and Developers Private Limited	Fellow Subsidiary	-	18.45
	Omaxe Pancham Realcon Private Limited	Fellow Subsidiary	-	0.82
<b>6</b>	<b>Royalty Paid</b>			
	Rohtas Goel	Key Managerial Personnel	10.00	5.00
<b>7</b>	<b>Bank Guarantee Comission paid</b>			
	Omaxe Limited	Holding Company	0.07	47.16
<b>8</b>	<b>Share of Customer Advance as per revenue share agreement</b>			
	Adesh Realcon Private Limited	Subsidiary	174.33	2,152.61
<b>9</b>	<b>Remuneration</b>			
	Nupur Gupta	Relative of key managerial person	20.48	24.00
	Himanshu Gupta	Relative of key managerial person	32.77	45.00
	Divya Gupta	Relative of key managerial person	20.48	24.00
<b>10</b>	<b>Bank guarantees matured</b>			
	Omaxe Limited	Holding Company	276.92	155.43
<b>11</b>	<b>Investment Made</b>			
	Salvatore Infra Buildtech Limited	Subsidiary	-	200.00
<b>12</b>	<b>Advance received /refund</b>			
	Omaxe Limited	Holding Company	12,500.30	19,856.38
	Atulah Contractors and Constructions Private Limited	Fellow Subsidiary	0.56	0.06
	Hartal Builders and Developers Private Limited	Fellow Subsidiary	62.63	5.89
	Jaqdamba Contractors and Builders Limited	Fellow Subsidiary	3.79	-
	Omaxe Forest Spa and Hills Developers Limited	Fellow Subsidiary	0.08	0.19
	Omaxe Garv Buildtech Private Limited	Fellow Subsidiary	12.37	35.25
	Omaxe Heritage Private Limited	Fellow Subsidiary	22.44	1.34
	PP Devcon Private Limited	Fellow Subsidiary	96.10	-
	Omaxe New Chandigarh Developers Private Limited	Fellow Subsidiary	3.27	21.30
	Omaxe Pancham Realcon Private Limited	Fellow Subsidiary	-	0.21
	World Street Sports Center Limited	Fellow Subsidiary	-	0.45
	Omaxe Buildhome Limited	Fellow Subsidiary	3.30	-
	Omaxe Buildwell Limited	Fellow Subsidiary	0.97	-
	Omaxe India Trade Centre Private Limited	Fellow Subsidiary of Fellow Subsidiary Company	100.65	128.16
	Bhanu Infrabuild Private Limited	Subsidiary of Fellow Subsidiary Company	0.60	-
	Omaxe Be Together Ghaziabad Busport Private Limited	Associate of holding company	0.02	-
	FBD Real Grow Private Limited (w.e.f 1.12.2023)	Fellow Subsidiary	548.50	-
	FBD Real Grow Private Limited (upto 30.11.2023)	Associate Company	-	1,401.64
	Adesh Realcon Private Limited	Subsidiary	20.00	-
	Salvatore Infra Buildtech Limited	Subsidiary	2,744.49	192.00



Handwritten signatures and initials at the bottom of the page.



	DVM Realtors Private Limited	Entities over which key managerial personnel and/or their relatives exercise significant control	-	1,049.40
	B D Agarwal Securities Private Limited	Entities over which key managerial personnel and/or their relatives exercise significant influence	570.00	-
	Buildwell Builders Private Limited		750.00	-
<b>13</b>	<b>Advance Paid</b>			
	Omaxe Limited	Holding Company	20,987.67	13,784.04
	Atulah Contractors and Constructions Private Limited	Fellow Subsidiary	0.56	0.87
	Hartal Builders and Developers Private Limited	Fellow Subsidiary	62.63	10.58
	Jagdamba Contractors and Builders Limited	Fellow Subsidiary	3.79	2.01
	Omaxe Forest Spa and Hills Developers Limited	Fellow Subsidiary	0.08	0.19
	Omaxe Buildhome Limited	Fellow Subsidiary	3.30	-
	Omaxe Buildwell Limited	Fellow Subsidiary	0.97	-
	Omaxe Garv Buildtech Private Limited	Fellow Subsidiary	0.18	-
	Omaxe Heritage Private Limited	Fellow Subsidiary	22.99	0.59
	Omaxe New Chandigarh Developers Private Limited	Fellow Subsidiary	3.27	20.83
	Omaxe Pancham Realcon Private Limited	Fellow Subsidiary	-	0.21
	PP Devcon Private Limited	Fellow Subsidiary	-	50.00
	World Street Sports Center Limited	Fellow Subsidiary	-	0.45
	Bhanu Infrabuild Private Limited	Subsidiary of Fellow Subsidiary Company	0.60	-
	Omaxe India Trade Centre Private Limited	Fellow Subsidiary of Fellow Subsidiary Company	100.65	124.17
	FBD Real Grow Private Limited(w.e.f 1.12.2023)	Fellow Subsidiary	977.53	-
	FBD Real Grow Private Limited(upto 30.11.2023)	Associate Company	-	467.57
	Abhas Realcon Private Limited	Subsidiary	1.01	-
	Salvatore Infra Buildtech Limited	Subsidiary	2,936.49	-
<b>14</b>	<b>Commitment charges</b>			
	B D Agarwal Securities Private Limited	Entities over which key managerial personnel and/or their relatives exercise significant influence	31.17	-
	Buildwell Builders Private Limited		53.63	-
<b>15</b>	<b>Security deposit given</b>			
	Salvatore Infra Buildtech Limited	Subsidiary	4,048.00	-
<b>16</b>	<b>Issue of Compulsorily convertible debentures</b>			
	Omaxe Limited	Holding Company	-	3,240.00
<b>(D) CLOSING BALANCES AS AT</b>				(Rupees in Lakhs)
<b>S.N</b>	<b>Particular</b>	<b>Relationship</b>	<b>As at March 31, 2024</b>	<b>As at March 31, 2023</b>
<b>1</b>	<b>Advances recoverable</b>			
	Omaxe Limited	Holding Company	8,938.61	451.24
	Anveshan Builders Private Limited	Subsidiary	300.15	300.15
	Abhas Realcon Private Limited	Subsidiary	952.88	951.87
	Omaxe Garv Buildtech Private Limited	Fellow Subsidiary	6,712.31	6,724.50
	PP Devcon Private Limited	Fellow Subsidiary	-	96.10
<b>2</b>	<b>Security against goods &amp; services</b>			
	Salvatore Infra Buildtech Limited	Subsidiary	4,048.00	-
<b>3</b>	<b>Loan received</b>			
	Parmod Kumar	Key Managerial Personnel	5.00	5.00
<b>4</b>	<b>Advances/balance outstanding</b>			
	Adesh Realcon Private Limited	Subsidiary	514.14	319.81
	Salvatore Infra Buildtech Limited	Subsidiary	-	192.00
	Omaxe Heritage Private Limited	Fellow Subsidiary	0.20	0.75
	FBD Real Grow Private Limited(w.e.f 1.12.2023)	Fellow Subsidiary	727.62	-
	FBD Real Grow Private Limited(upto 30.11.2023)	Associate Company	-	1,156.65
	Omaxe Be Together Ghaziabad Busport Private Limited	Associate of holding company	0.02	-
	Nupur Gupta	Relative of key managerial person	-	1.89
	Himanshu Gupta	Relative of key managerial person	-	2.93
	Divya Gupta	Relative of key managerial person	-	1.90
	B D Agarwal Securities Private Limited	Entities over which key managerial personnel and/or their relatives exercise significant influence	570.00	-
	Buildwell Builders Private Limited		750.00	-
<b>5</b>	<b>Bank guarantees</b>			
	Omaxe Limited	Holding Company	1,080.09	1,357.01
<b>6</b>	<b>Royalty payable</b>			
	Rohtas Goel	Key Managerial Personnel	10.80	-
<b>7</b>	<b>Commitment charges payable</b>			
	B D Agarwal Securities Private Limited	Entities over which key managerial personnel and/or their relatives exercise significant influence	7.70	-
	Buildwell Builders Private Limited		10.13	-
<b>8</b>	<b>Borrowings- Compulsorily Convertible Debentures</b>			
	Omaxe Limited	Holding Company	3,240.00	3,240.00



2 *Arshad* *Ar* ↓

**Note 49: RATIOS ANALYSIS**

Ratio	Numerator	Denominator	F.Y 2023-24	F.Y 2022-23	Change (in %)	Explanation
Current ratio (in times)	Total current assets	Total current liabilities	0.96	1.04	-7.90%	N.A
Debt-Equity ratio	Debit consists of borrowing and lease liabilities	Total equity	(0.87)	242.92	-100.36%	Due to increase in borrowing and decrease in total equity
Debt service coverage ratio	Earning for Debt Service = Net Profit after taxes + Non-cash operating expenses + Interest + Other non-cash adjustments	Debt Service = Interest and lease payments + Principal repayments	(1.30)	(28.64)	-95.47%	Due to increase in repayment of borrowing, Interest and Lease Payment
Return of equity ratio (in %) *	Net Profit after Tax less Preference Dividend	Average total equity	N.A	-201.19%	N.A	N.A
Inventory turnover ratio (in times)	Cost of sales	Average Inventory	0.16	0.22	-28.14%	Due to decrease in cost of sale and average inventory
Trade receivables turnover ratio (in times)	Revenue from Operations	Average trade receivables	3.52	9.54	-63.10%	Due to decrease in revenue from operations
Trade payables turnover ratio (in times)	Total Purchases	Average trade payables	0.93	1.62	-42.14%	Due to decrease in purchases
Net capital turnover ratio (in times)	Revenue from Operations	Average working capital (i.e. Total current assets less Total current liabilities)	(5.38)	3.08	-274.82%	Due to decrease in revenue from operations
Net profit ratio (in %)	Profit for the year after tax	Revenue from Operations	-140.97%	-23.73%	-117.23%	Due to decrease in Profit after tax and Revenue from operations
Return of capital employed (in %) *	Profit before tax and Interest	Capital employed = Net worth + Lease liabilities + Deferred Tax liabilities	N.A	-146.00%	N.A	N.A
Return of investment	Income generated from invested funds	Average invested funds in treasury investments	N.A	N.A	N.A	N.A

\*Not Applicable due to Negative Net Worth



*Handwritten signatures and initials.*

**Note 50.** Ministry of Corporate Affairs ("MCA") notifies new standards or amendments to the existing standards under Companies (Indian Accounting Standards) Rules as issued from time to time. For the year ended 31st March 2024, MCA has not notified any new standards or amendments to the existing standards applicable to the Company.

**Note 51.** No funds have been advanced/loaned/invested (from borrowed fund or from share premium or from any other sources/kind of fund) by the company to any other person(s) or entity(ies), including foreign entities(intermediaries), with the understanding (whether recorded in writing or otherwise) that the intermediary shall (i) directly or indirectly lend or invest in other person or entities identified in any manner whatsoever by or on behalf of the company (Ultimate Beneficiaries) or (ii) provide any guarantee, security or like to or on behalf of the Ultimate Beneficiaries.

No funds have been received by the company from any person(s) or entity(ies), including foreign entities (funding Parties), with the understanding (whether recorded in writing or otherwise) that the company shall (i) directly or indirectly lend or invest in other persons or entities identified in any manner whatsoever by or on behalf of the Funding Party (Ultimate Beneficiaries) or (ii) provide any guarantee, security or the like on behalf of the Ultimate Beneficiaries.

**Note 52.** The Indian parliament has approved the Code of Social Security, 2020 which would impact the contribution by the company towards provident fund and gratuity. The Ministry of Labour and Employment has released draft rules for the Code on Social Security, 2020 on November 13, 2020. The company will assess the impact and its evaluation once the subject rules are notified. The company will give appropriate impact in its financial statement in the period in which, the code become effective and the related rules to determine the financial impact are published.

**Note 53.** Additional regulatory information required by Schedule-III of Companies Act 2013

i) Relationship with struck off companies: The Company do not have any relationship with companies struck off under section 248 of Companies Act 2013 or Section 560 of Companies Act 1956.

ii) Details of Benami Property: No proceeding have been initiated or are pending against the Company for holding any Benami property under Benami Transaction (Prohibition) Act 1988 and the Rules made thereunder.

iii) Compliance with numbers of layer of Companies: The Company has complied with the number of layers prescribed under Companies Act 2013.

iv) Compliance with approved Scheme of Arrangement: The Company has not entered into any scheme of arrangement which has an accounting impact on current or previous financial year.

v) Undisclosed Income: There is no income surrendered or disclosed as income during current or previous year in the tax assessment under the Income Tax Act 1961 that has not been recorded in books of accounts.

vi) Details of Crypto Currency or Virtual Currency: The Company has not traded or invested in crypto currency or virtual currency during the current or previous year.

**Note 54:** The Previous year figures have been regrouped/ reclassified, wherever necessary, to make them comparable with current year figures.

The note nos. 1-54 form an integral part of financial statements.

As per our audit report of even date attached  
For and on behalf of

**B S D & Co.**

Chartered Accountants

Regn. No. 000312S

New Delhi

Chartered Accountants

Sujata Sharma

Partner

M.No. 087919

Place: New Delhi

Date: 27 May, 2024

Pavan Agarwal

Pavan Agarwal

Director

DIN: 02295157

Arun Kumar Gupta

Chief Financial Officer

Anshul Singla

Anshul Singla

Director

DIN: 10059909

Pooja Gupta

Company Secretary

M. No. A71135